


Product Catalog

Automotive ICs (Power Management ICs)

2023



ABLIC Inc.

Features	Series Name	Page
Linear Regulators (LDO Regulators) for Automotive Use		
HIGH-WITHSTAND VOLTAGE LOW CURRENT CONSUMPTION LOW DROPOUT CMOS VOLTAGE REGULATOR	S-1142C/DxxA Series	8-4
HIGH-WITHSTAND VOLTAGE LOW CURRENT CONSUMPTION LOW DROPOUT 105°C OPERATION CMOS VOLTAGE REGULATOR	S-1142A/BxxH Series	8-4
HIGH-WITHSTAND VOLTAGE LOW CURRENT CONSUMPTION LOW DROPOUT 105°C OPERATION CMOS VOLTAGE REGULATOR	S-1142C/DxxH Series	8-5
AUTOMOTIVE, 125°C OPERATION, 50 V INPUT, 200 mA VOLTAGE REGULATOR	S-19200A/BxxA Series	8-5
AUTOMOTIVE, 105°C OPERATION, 50 V INPUT, 200 mA VOLTAGE REGULATOR	S-19200A/BxxH Series	8-6
AUTOMOTIVE, 125°C OPERATION, 36 V INPUT, 250 mA VOLTAGE REGULATOR	S-19212B/DxxA Series	8-6
AUTOMOTIVE, 105°C OPERATION, 36 V INPUT, 250 mA VOLTAGE REGULATOR	S-19212B/DxxH Series	8-7
AUTOMOTIVE, 125°C OPERATION, 36 V INPUT, 500 mA VOLTAGE REGULATOR	S-19213 Series	8-7
AUTOMOTIVE, 125°C OPERATION, 36 V INPUT, 1000 mA VOLTAGE REGULATOR	S-19214 Series	8-8
AUTOMOTIVE, 125°C OPERATION, 36 V INPUT, 500 mA, FAST TRANSIENT RESPONSE, VOLTAGE REGULATOR	S-19218 Series	8-8
AUTOMOTIVE, 125°C OPERATION, 10 V INPUT, 500 mA VOLTAGE REGULATOR WITH SOFT-START FUNCTION	S-19243xxxA Series	8-9
AUTOMOTIVE, 105°C OPERATION, 10 V INPUT, 500 mA VOLTAGE REGULATOR WITH SOFT-START FUNCTION	S-19243xxxH Series	8-9
AUTOMOTIVE, 125°C OPERATION, 10 V INPUT, 1000 mA VOLTAGE REGULATOR WITH SOFT-START FUNCTION	S-19244xxxA Series	8-10
AUTOMOTIVE, 105°C OPERATION, 10 V INPUT, 1000 mA VOLTAGE REGULATOR WITH SOFT-START FUNCTION	S-19244xxxH Series	8-10
AUTOMOTIVE, 105°C OPERATION, 10 V INPUT, 2000 mA VOLTAGE REGULATOR WITH SOFT-START FUNCTION	S-19246xxxH Series	8-11
AUTOMOTIVE, 105°C OPERATION, 6.5 V INPUT, 500 mA VOLTAGE REGULATOR WITH SOFT-START FUNCTION	S-19253xxxH Series	8-11
AUTOMOTIVE, 105°C OPERATION, 6.5 V INPUT, 1000 mA VOLTAGE REGULATOR WITH SOFT-START FUNCTION	S-19254xxxH Series	8-12
AUTOMOTIVE, 105°C OPERATION, 5.5 V INPUT, 150 mA VOLTAGE REGULATOR	S-19251 Series	8-12
AUTOMOTIVE, 105°C OPERATION, 5.5 V INPUT, 150 mA VOLTAGE REGULATOR WITH SOFT-START FUNCTION	S-19252 Series	8-13
AUTOMOTIVE, 125°C OPERATION, 5.5 V INPUT, 300 mA VOLTAGE REGULATOR	S-19255 Series	8-13
AUTOMOTIVE, 125°C OPERATION, 36 V INPUT, 40 mA VOLTAGE REGULATOR WITH RESET FUNCTION	S-19310 Series	8-14
AUTOMOTIVE, 125°C OPERATION, 36 V INPUT, 200 mA VOLTAGE REGULATOR WITH RESET FUNCTION	S-19311 Series	8-14
AUTOMOTIVE, 125°C OPERATION, 36 V INPUT, 400 mA VOLTAGE REGULATOR WITH RESET FUNCTION	S-19312 Series	8-15
AUTOMOTIVE, 125°C OPERATION, 36 V INPUT, 40 mA VOLTAGE REGULATOR WITH SENSE-INPUT RESET FUNCTION	S-19315 Series	8-15
AUTOMOTIVE, 125°C OPERATION, 36 V INPUT, 40 mA VOLTAGE REGULATOR WITH INPUT MONITORING RESET FUNCTION	S-19316 Series	8-16
Voltage Trackers for Automotive Use		
AUTOMOTIVE, 125°C OPERATION, 36 V INPUT, 50 mA VOLTAGE TRACKER WITH REVERSE CURRENT PROTECTION	S-19720 Series	8-17

Features	Series Name	Page
Voltage Detectors for Automotive Use		
AUTOMOTIVE, 125°C OPERATION, 36 V, SENSE-INPUT VOLTAGE DETECTOR WITH DELAY FUNCTION (EXTERNAL DELAY TIME SETTING)	S-19110AxxA to S-19110HxxA Series	8-18
AUTOMOTIVE, 125°C OPERATION, 36 V, SENSE-INPUT VOLTAGE DETECTOR WITH DELAY FUNCTION (EXTERNAL DELAY TIME SETTING)	S-19110JxxA to S-19110RxxA Series	8-18
AUTOMOTIVE, 105°C OPERATION, 36 V, SENSE-INPUT VOLTAGE DETECTOR WITH DELAY FUNCTION (EXTERNAL DELAY TIME SETTING)	S-19110AxxH to S-19110HxxH Series	8-19
AUTOMOTIVE, 105°C OPERATION, 36 V, SENSE-INPUT VOLTAGE DETECTOR WITH DELAY FUNCTION (EXTERNAL DELAY TIME SETTING)	S-19110JxxH to S-19110RxxH Series	8-19
AUTOMOTIVE, 125°C OPERATION, 10 V VOLTAGE DETECTOR WITH DELAY FUNCTION (EXTERNAL DELAY TIME SETTING)	S-19100xxxA Series	8-20
AUTOMOTIVE, 125°C OPERATION, 10 V VOLTAGE DETECTOR WITH DELAY FUNCTION (EXTERNAL DELAY TIME SETTING)	S-19101xxxA Series	8-20
AUTOMOTIVE, 105°C OPERATION, 10 V VOLTAGE DETECTOR WITH DELAY FUNCTION (EXTERNAL DELAY TIME SETTING)	S-19100xxxH Series	8-20
AUTOMOTIVE, 105°C OPERATION, 10 V VOLTAGE DETECTOR WITH DELAY FUNCTION (EXTERNAL DELAY TIME SETTING)	S-19101xxxH Series	8-20
AUTOMOTIVE, 105°C OPERATION, 10 V, SENSE-INPUT VOLTAGE DETECTOR	S-19102/19108 Series	8-21
AUTOMOTIVE, 105°C OPERATION, 10 V, SENSE-INPUT VOLTAGE DETECTOR	S-19103/19109 Series	8-21
AUTOMOTIVE, 105°C OPERATION, 10 V, SENSE-INPUT VOLTAGE DETECTOR WITH DELAY FUNCTION (EXTERNAL DELAY TIME SETTING)	S-19104/19106 Series	8-21
AUTOMOTIVE, 105°C OPERATION, 10 V, SENSE-INPUT VOLTAGE DETECTOR WITH DELAY FUNCTION (EXTERNAL DELAY TIME SETTING)	S-19105/19107 Series	8-21
AUTOMOTIVE, 150°C OPERATION, 36 V, SUPPLY VOLTAGE DIVIDED OUTPUT, WINDOW VOLTAGE DETECTOR WITH SENSE PIN REVERSE CONNECTION PROTECTION	S-1911L/1911NxxxS Series	8-22
AUTOMOTIVE, 125°C OPERATION, 36 V, SUPPLY VOLTAGE DIVIDED OUTPUT, WINDOW VOLTAGE DETECTOR WITH SENSE PIN REVERSE CONNECTION PROTECTION	S-1911L/1911NxxxA Series	8-22
AUTOMOTIVE, 105°C OPERATION, 36 V, SUPPLY VOLTAGE DIVIDED OUTPUT, WINDOW VOLTAGE DETECTOR WITH SENSE PIN REVERSE CONNECTION PROTECTION	S-1911L/1911NxxxH Series	8-23
AUTOMOTIVE, 150°C OPERATION, 36 V, WINDOW VOLTAGE DETECTOR WITH SENSE PIN REVERSE CONNECTION PROTECTION	S-191ExxxxS Series	8-23
AUTOMOTIVE, 125°C OPERATION, 36 V, WINDOW VOLTAGE DETECTOR WITH SENSE PIN REVERSE CONNECTION PROTECTION	S-191ExxxxA Series	8-23
AUTOMOTIVE, 105°C OPERATION, 36 V, WINDOW VOLTAGE DETECTOR WITH SENSE PIN REVERSE CONNECTION PROTECTION	S-191ExxxxH Series	8-24
AUTOMOTIVE, 150°C OPERATION, 36 V, SUPPLY VOLTAGE DIVIDED OUTPUT, VOLTAGE DETECTOR WITH SENSE PIN REVERSE CONNECTION PROTECTION	S-19117/19119xxxS Series	8-24
AUTOMOTIVE, 125°C OPERATION, 36 V, SUPPLY VOLTAGE DIVIDED OUTPUT, VOLTAGE DETECTOR WITH SENSE PIN REVERSE CONNECTION PROTECTION	S-19117/19119xxxA Series	8-25
AUTOMOTIVE, 105°C OPERATION, 36 V, SUPPLY VOLTAGE DIVIDED OUTPUT, VOLTAGE DETECTOR WITH SENSE PIN REVERSE CONNECTION PROTECTION	S-19117/19119xxxH Series	8-25
AUTOMOTIVE, 150°C OPERATION, 36 V, VOLTAGE DETECTOR WITH SENSE PIN REVERSE CONNECTION PROTECTION, DELAY FUNCTION (EXTERNAL DELAY TIME SETTING)	S-19113xxxS Series	8-26
AUTOMOTIVE, 125°C OPERATION, 36 V, VOLTAGE DETECTOR WITH SENSE PIN REVERSE CONNECTION PROTECTION, DELAY FUNCTION (EXTERNAL DELAY TIME SETTING)	S-19113xxxA Series	8-26
AUTOMOTIVE, 105°C OPERATION, 36 V, VOLTAGE DETECTOR WITH SENSE PIN REVERSE CONNECTION PROTECTION, DELAY FUNCTION (EXTERNAL DELAY TIME SETTING)	S-19113xxxH Series	8-26
AUTOMOTIVE, 150°C OPERATION, 36 V, VOLTAGE DETECTOR FOR OVERVOLTAGE DETECTION WITH DELAY FUNCTION (EXTERNAL DELAY TIME SETTING)	S-19115xxxS Series	8-27
AUTOMOTIVE, 125°C OPERATION, 36 V, VOLTAGE DETECTOR FOR OVERVOLTAGE DETECTION WITH DELAY FUNCTION (EXTERNAL DELAY TIME SETTING)	S-19115xxxA Series	8-27
AUTOMOTIVE, 105°C OPERATION, 36 V, VOLTAGE DETECTOR FOR OVERVOLTAGE DETECTION WITH DELAY FUNCTION (EXTERNAL DELAY TIME SETTING)	S-19115xxxH Series	8-27

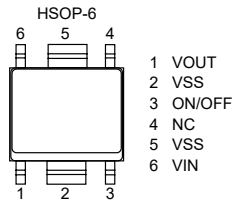
Features	Series Name	Page
Watchdog Timers for Automotive Use		
AUTOMOTIVE, 125°C OPERATION, 36 V INPUT, 200 mA, BUILT-IN WATCHDOG TIMER VOLTAGE REGULATOR WITH RESET FUNCTION	S-19500/19501 Series	8-28
AUTOMOTIVE, 125°C OPERATION, 36 V INPUT, 250 mA, BUILT-IN WATCHDOG TIMER VOLTAGE REGULATOR WITH RESET FUNCTION	S-19504/19505 Series	8-28
AUTOMOTIVE, 125°C OPERATION, 36 V INPUT, 250 mA, BUILT-IN WINDOW WATCHDOG TIMER VOLTAGE REGULATOR WITH RESET FUNCTION	S-19514/19515 Series	8-29
AUTOMOTIVE, 125°C OPERATION, 36 V INPUT, 250 mA, BUILT-IN WINDOW WATCHDOG TIMER VOLTAGE REGULATOR WITH RESET FUNCTION	S-19518 Series	8-29
AUTOMOTIVE, 125°C OPERATION, 36 V INPUT, 400 mA, BUILT-IN WATCHDOG TIMER VOLTAGE REGULATOR WITH RESET FUNCTION	S-19502/19503 Series	8-30
AUTOMOTIVE, 125°C OPERATION, 36 V INPUT, 500 mA, BUILT-IN WATCHDOG TIMER VOLTAGE REGULATOR WITH RESET FUNCTION	S-19506/19507 Series	8-30
AUTOMOTIVE, 125°C OPERATION, 36 V INPUT, 500 mA, BUILT-IN WINDOW WATCHDOG TIMER VOLTAGE REGULATOR WITH RESET FUNCTION	S-19516/19517 Series	8-31
AUTOMOTIVE, 125°C OPERATION, 36 V INPUT, 500 mA, BUILT-IN WATCHDOG TIMER VOLTAGE REGULATOR WITH RESET FUNCTION	S-19509 Series	8-31
AUTOMOTIVE, 125°C OPERATION, 36 V INPUT, 500 mA, BUILT-IN WINDOW WATCHDOG TIMER VOLTAGE REGULATOR WITH RESET FUNCTION	S-19519 Series	8-32
AUTOMOTIVE, 125°C OPERATION, 3.8 μA CURRENT CONSUMPTION WATCHDOG TIMER WITH RESET FUNCTION	S-19400/19401 Series	8-33
AUTOMOTIVE, 125°C OPERATION, 3.8 μA CURRENT CONSUMPTION WATCHDOG TIMER WITH RESET FUNCTION	S-19405 Series	8-33
Switching Regulators (DC-DC Converters) for Automotive Use		
AUTOMOTIVE, 125°C OPERATION, 36 V INPUT, 600 mA SYNCHRONOUS STEP-DOWN SWITCHING REGULATOR	S-19902A/19902B/19903A/ 19903B Series	8-34
AUTOMOTIVE, 125°C OPERATION, 36 V INPUT, 600 mA SYNCHRONOUS STEP-DOWN SWITCHING REGULATOR	S-19902C/19902D/19903C/ 19903D Series	8-34
AUTOMOTIVE, 125°C OPERATION, 18 V INPUT, 600 mA SYNCHRONOUS STEP-DOWN SWITCHING REGULATOR	S-19932A/19932B/19933A/ 19933B Series	8-34
AUTOMOTIVE, 125°C OPERATION, 18 V INPUT, 600 mA SYNCHRONOUS STEP-DOWN SWITCHING REGULATOR	S-19932C/19932D/19933C/ 19933D Series	8-34
AUTOMOTIVE, 125°C OPERATION, 36 V INPUT, 1 A, SYNCHRONOUS STEP-DOWN SWITCHING REGULATOR	S-19904A/19904B/19905A/ 19905B Series	8-35
AUTOMOTIVE, 125°C OPERATION, 36 V INPUT, 600 mA, LOW EMI, SYNCHRONOUS STEP-DOWN SWITCHING REGULATOR	S-19912A/19912B/19913A/ 19913B Series	8-35
AUTOMOTIVE, 125°C OPERATION, 36 V INPUT, 1 A, LOW EMI, SYNCHRONOUS STEP-DOWN SWITCHING REGULATOR	S-19914A/19914B/19915A/ 19915B Series	8-35
AUTOMOTIVE, 125°C OPERATION, 18 V INPUT, 1 A, SYNCHRONOUS STEP-DOWN SWITCHING REGULATOR	S-19934A/19934B/19935A/ 19935B Series	8-36
AUTOMOTIVE, 125°C OPERATION, 18 V INPUT, 600 mA, LOW EMI, SYNCHRONOUS STEP-DOWN SWITCHING REGULATOR	S-19942A/19942B/19943A/ 19943B Series	8-36
AUTOMOTIVE, 125°C OPERATION, 18 V INPUT, 1 A, LOW EMI, SYNCHRONOUS STEP-DOWN SWITCHING REGULATOR	S-19944A/19944B/19945A/ 19945B Series	8-36
Connection Diagnosis ICs for Automotive Use		
AUTOMOTIVE, 125°C OPERATION, 36 V INPUT, 400 mA VOLTAGE REGULATOR WITH CURRENT MONITOR AND ADJUSTABLE CURRENT LIMIT	S-19700 Series	8-37
AUTOMOTIVE, 125°C OPERATION, 36 V INPUT, 600 mA VOLTAGE REGULATOR WITH CURRENT MONITOR AND ADJUSTABLE CURRENT LIMIT	S-19701 Series	8-37
FOR AUTOMOTIVE 105°C OPERATION CURRENT MONITOR HIGH SIDE SWITCH	S-19680 Series	8-38
AUTOMOTIVE, 125°C OPERATION, 36 V INPUT, 300 mA, HIGH SIDE SWITCH WITH CURRENT MONITOR	S-19682B Series	8-38
AUTOMOTIVE, 125°C OPERATION, 36 V INPUT, 600 mA, HIGH SIDE SWITCH WITH CURRENT MONITOR	S-19683B Series	8-38

Features	Series Name	Page
Li-ion Battery Protection ICs / EDLC Protection ICs for Automotive Use		
AUTOMOTIVE, 105°C OPERATION, BATTERY MONITORING IC FOR 3-SERIAL TO 6-SERIAL CELL PACK	S-19192 Series	8-39
AUTOMOTIVE, 105°C OPERATION, VOLTAGE MONITORING IC WITH CELL BALANCING FUNCTION	S-19190 Series	8-39
FOR AUTOMOTIVE BATTERY PROTECTION IC FOR 3-SERIAL TO 5-SERIAL CELL PACK (SECONDARY PROTECTION)	S-8235A Series	8-40
CMOS IC Packages		
Package List		8-41

S-1142C/DxxA Series**HIGH-WITHSTAND VOLTAGE LOW CURRENT CONSUMPTION
LOW DROPOUT CMOS VOLTAGE REGULATOR****● Features**

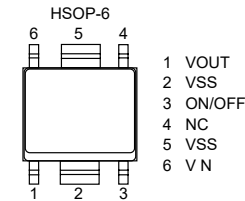
- Output voltage: 2.0 V to 12.0 V, selectable in 0.1 V step
- Input voltage: 3.0 V to 50 V
- Output voltage accuracy: $\pm 1.0\%$ ($T_j = +25\text{ C}$)
 $\pm 4.0\%$ ($T_j = -40\text{ C to }+125\text{ C}$)
- Current consumption: During operation: 4.0 μA typ., 15.0 μA max. ($T_j = -40\text{ C to }+135\text{ C}$)
During power-off: 0.1 μA typ., 3.5 μA max. ($T_j = -40\text{ C to }+135\text{ C}$)
Possible to output 200 mA ($V_{IN} \geq V_{OUT(S)} + 2.0\text{ V}$)*¹
A ceramic capacitor of 0.1 μF or more can be used.
- Output current: A ceramic capacitor of 0.1 μF or more can be used.
- Input and output capacitors: Limits overcurrent of output transistor.
- Built-in overcurrent protection circuit: Limits overcurrent of output transistor.
- Built-in thermal shutdown circuit: Prevents damage caused by heat.
- Built-in ON / OFF circuit: Ensures long battery life.
- Operation temperature range: $T_a = -40^\circ\text{C to }+125^\circ\text{C}$
- Lead-free (Sn 100%), halogen-free

*1. Attention should be paid to the power dissipation of the package when the output current is large.

**S-1142A/BxxH Series****HIGH-WITHSTAND VOLTAGE LOW CURRENT CONSUMPTION
LOW DROPOUT 105°C OPERATION CMOS VOLTAGE REGULATOR****● Features**

- Output voltage: 2.0 V to 15.0 V, selectable in 0.1 V step
- Input voltage: 3.0 V to 50 V
- Output voltage accuracy: $\pm 1.0\%$ ($T_j = +25\text{ C}$)
 $\pm 3.0\%$ ($T_j = -40\text{ C to }+105\text{ C}$)
- Current consumption: During operation: 4.0 μA typ., 9.0 μA max. ($T_a = -40\text{ C to }+105\text{ C}$)
During power-off: 0.1 μA typ., 2.5 μA max. ($T_a = -40\text{ C to }+105\text{ C}$)
Possible to output 200 mA ($V_{IN} \geq V_{OUT(S)} + 2.0\text{ V}$)*¹
A ceramic capacitor of 0.1 μF or more can be used.
- Output current: A ceramic capacitor of 0.1 μF or more can be used.
- Input and output capacitors: Limits overcurrent of output transistor.
- Built-in overcurrent protection circuit: Limits overcurrent of output transistor.
- Built-in thermal shutdown circuit: Prevents damage caused by heat.
- Built-in ON / OFF circuit: Ensures long battery life.
- Operation temperature range: $T_a = -40^\circ\text{C to }+105^\circ\text{C}$
- Lead-free (Sn 100%), halogen-free

*1. Attention should be paid to the power dissipation of the package when the output current is large.



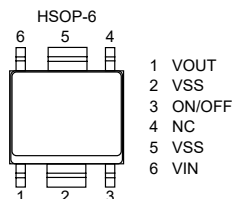
S-1142C/DxxH Series

**HIGH-WITHSTAND VOLTAGE LOW CURRENT CONSUMPTION
LOW DROPOUT 105°C OPERATION CMOS VOLTAGE REGULATOR**

● Features

- Output voltage: 2.0 V to 15.0 V, selectable in 0.1 V step
- Input voltage: 3.0 V to 50 V
- Output voltage accuracy: $\pm 1.0\%$ ($T_j = +25\text{ }^\circ\text{C}$)
 $\pm 3.0\%$ ($T_j = -40\text{ }^\circ\text{C}$ to $+105\text{ }^\circ\text{C}$)
- Current consumption: During operation: 4.0 μA typ., 9.0 μA max. ($T_a = -40\text{ }^\circ\text{C}$ to $+105\text{ }^\circ\text{C}$)
During power-off: 0.1 μA typ., 2.5 μA max. ($T_a = -40\text{ }^\circ\text{C}$ to $+105\text{ }^\circ\text{C}$)
Possible to output 200 mA ($V_{IN} \geq V_{OUT(S)} + 2.0\text{ V}$)*¹
A ceramic capacitor of 0.1 μF or more can be used.
- Output current: A ceramic capacitor of 0.1 μF or more can be used.
- Input and output capacitors: Limits overcurrent of output transistor.
- Built-in overcurrent protection circuit: Prevents damage caused by heat.
- Built-in thermal shutdown circuit: Prevents damage caused by heat.
- Built-in ON / OFF circuit: Ensures long battery life.
- Operation temperature range: $T_a = -40\text{ }^\circ\text{C}$ to $+105\text{ }^\circ\text{C}$
- Lead-free (Sn 100%), halogen-free

*1. Attention should be paid to the power dissipation of the package when the output current is large.



S-19200A/BxxA Series

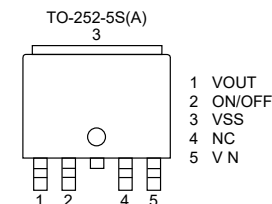
**AUTOMOTIVE, 125°C OPERATION,
50 V INPUT, 200 mA VOLTAGE REGULATOR**

● Features

- Output voltage: 2.0 V to 15.0 V, selectable in 0.1 V step
- Input voltage: 3.0 V to 50 V
- Output voltage accuracy: $\pm 1.0\%$ ($T_j = +25\text{ }^\circ\text{C}$)
 $\pm 4.0\%$ ($T_j = -40\text{ }^\circ\text{C}$ to $+125\text{ }^\circ\text{C}$)
- Current consumption: During operation: 4.0 μA typ., 15.0 μA max. ($T_j = -40\text{ }^\circ\text{C}$ to $+135\text{ }^\circ\text{C}$)
During power-off: 0.1 μA typ., 3.5 μA max. ($T_j = -40\text{ }^\circ\text{C}$ to $+135\text{ }^\circ\text{C}$)
Possible to output 200 mA ($V_{IN} \geq V_{OUT(S)} + 2.0\text{ V}$)*¹
A ceramic capacitor of 0.1 μF or more can be used.
- Output current: A ceramic capacitor of 0.1 μF or more can be used.
- Input and output capacitors: Limits overcurrent of output transistor.
- Built-in overcurrent protection circuit: Limits overcurrent of output transistor.
- Built-in thermal shutdown circuit: Prevents damage caused by heat.
- Built-in ON / OFF circuit: Ensures long battery life.
- Operation temperature range: $T_a = -40\text{ }^\circ\text{C}$ to $+125\text{ }^\circ\text{C}$
- Lead-free (Sn 100%), halogen-free
- Withstand 65 V load dump
- AEC-Q100 qualified*²

*1. Please make sure that the loss of the IC will not exceed the power dissipation when the output current is large.

*2. Contact our sales representatives for details.



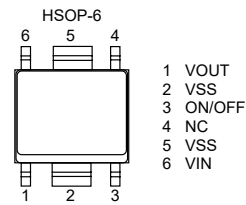
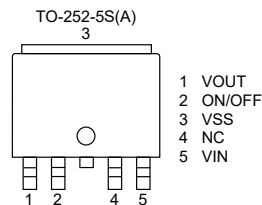
S-19200A/BxxH Series

**AUTOMOTIVE, 105°C OPERATION,
50 V INPUT, 200 mA VOLTAGE REGULATOR**

● Features

- Output voltage: 2.0 V to 15.0 V, selectable in 0.1 V step
- Input voltage: 3.0 V to 50 V
- Output voltage accuracy: $\pm 1.0\%$ ($T_j = +25^\circ\text{C}$)
 $\pm 3.0\%$ ($T_j = -40^\circ\text{C}$ to $+105^\circ\text{C}$)
- Current consumption: During operation: 4.0 μA typ., 9.0 μA max. ($T_a = -40^\circ\text{C}$ to $+105^\circ\text{C}$)
During power-off: 0.1 μA typ., 2.5 μA max. ($T_a = -40^\circ\text{C}$ to $+105^\circ\text{C}$)
Possible to output 200 mA ($V_{IN} \geq V_{OUT(S)} + 2.0 \text{ V}$)*¹
A ceramic capacitor of 0.1 μF or more can be used.
- Output current: Limits overcurrent of output transistor.
- Input and output capacitors: Prevents damage caused by heat.
- Built-in overcurrent protection circuit: Ensures long battery life.
- Built-in thermal shutdown circuit: Prevents damage caused by heat.
- Built-in ON / OFF circuit: Ensures long battery life.
- Operation temperature range: $T_a = -40^\circ\text{C}$ to $+105^\circ\text{C}$
- Lead-free (Sn 100%), halogen-free
- Withstand 65 V load dump
- AEC-Q100 qualified*²

*1. Please make sure that the loss of the IC will not exceed the power dissipation when the output current is large.
*2. Contact our sales representatives for details.



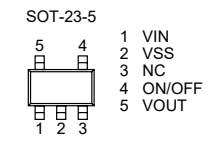
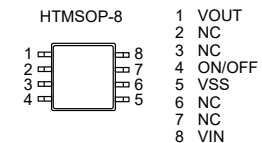
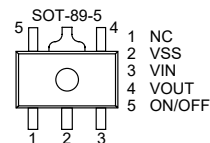
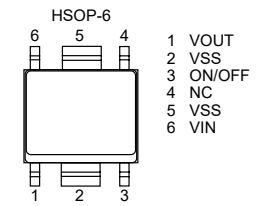
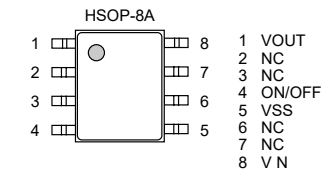
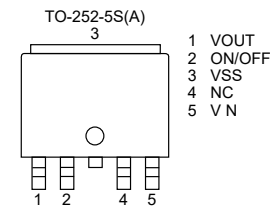
S-19212B/DxxA Series

**AUTOMOTIVE, 125°C OPERATION,
36 V INPUT, 250 mA VOLTAGE REGULATOR**

● Features

- Output voltage: 2.5 V to 16.0 V, selectable in 0.1 V step
- Input voltage: 3.0 V to 36 V
- Output voltage accuracy: $\pm 2.0\%$ ($T_j = -40^\circ\text{C}$ to $+125^\circ\text{C}$)
- Current consumption: During operation: 6.5 μA typ., 8.5 μA max. ($T_j = -40^\circ\text{C}$ to $+125^\circ\text{C}$)
During power-off: 0.1 μA typ., 3.5 μA max. ($T_j = -40^\circ\text{C}$ to $+125^\circ\text{C}$)
Possible to output 250 mA (at $V_{IN} \geq V_{OUT(S)} + 2.0 \text{ V}$)*¹
A ceramic capacitor can be used. (1.0 μF or more)
A ceramic capacitor can be used. (1.0 μF to 100 μF)
- Output current: Limits overcurrent of output transistor.
- Input capacitor: Detection temperature 165°C typ.
- Output capacitor: A ceramic capacitor can be used. (1.0 μF to 100 μF)
- Built-in overcurrent protection circuit: Limits overcurrent of output transistor.
- Built-in thermal shutdown circuit: Detection temperature 165°C typ.
- Built-in ON / OFF circuit: Ensures long battery life.
Discharge shunt function is available.
- Operation temperature range: $T_a = -40^\circ\text{C}$ to $+125^\circ\text{C}$
- Lead-free (Sn 100%), halogen-free
- Withstand 45 V load dump
- AEC-Q100 qualified*²

*1. Please make sure that the loss of the IC will not exceed the power dissipation when the output current is large.
*2. Contact our sales representatives for details.



S-19212B/DxxH Series

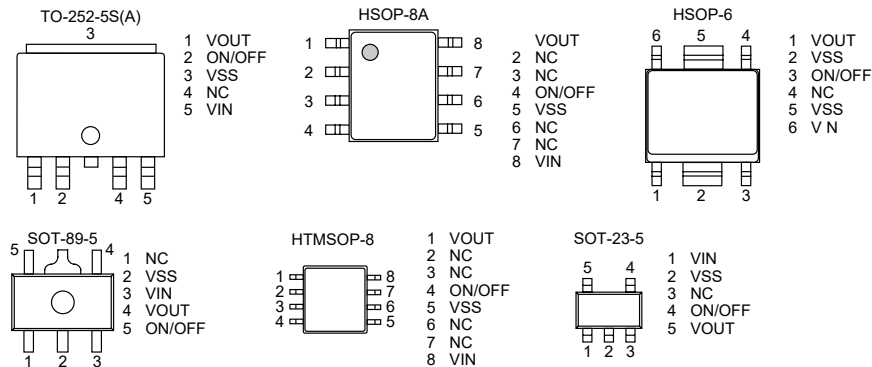
**AUTOMOTIVE, 105°C OPERATION,
36 V INPUT, 250 mA VOLTAGE REGULATOR**

Features

- Output voltage: 2.5 V to 16.0 V, selectable in 0.1 V step
- Input voltage: 3.0 V to 36 V
- Output voltage accuracy: $\pm 2.0\%$ ($T_J = -40^\circ\text{C}$ to $+105^\circ\text{C}$)
- Current consumption: During operation: 6.5 μA typ., 8.5 μA max. ($T_J = -40^\circ\text{C}$ to $+105^\circ\text{C}$)
During power-off: 0.1 μA typ., 3.5 μA max. ($T_J = -40^\circ\text{C}$ to $+105^\circ\text{C}$)
- Output current: Possible to output 250 mA (at $V_{IN} \geq V_{OUT(S)} + 2.0\text{ V}$)^{*1}
- Input capacitor: A ceramic capacitor can be used. (1.0 μF or more)
- Output capacitor: A ceramic capacitor can be used. (1.0 μF to 100 μF)
- Built-in overcurrent protection circuit: Limits overcurrent of output transistor.
- Built-in thermal shutdown circuit: Detection temperature 165°C typ.
- Built-in ON / OFF circuit: Ensures long battery life.
Discharge shunt function is available.
- Operation temperature range: $T_a = -40^\circ\text{C}$ to $+105^\circ\text{C}$
- Lead-free (Sn 100%), halogen-free
- Withstand 45 V load dump
- AEC-Q100 qualified^{*2}

*1. Please make sure that the loss of the IC will not exceed the power dissipation when the output current is large.

*2. Contact our sales representatives for details.



S-19213 Series

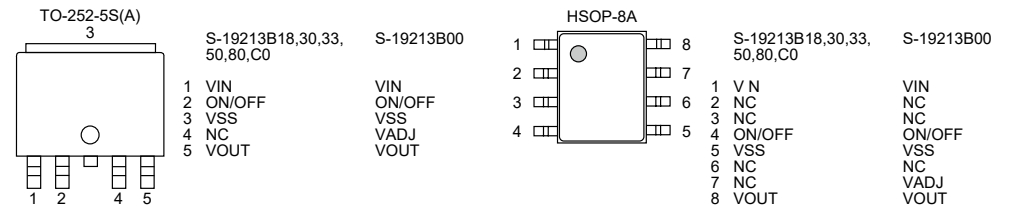
**AUTOMOTIVE, 125°C OPERATION,
36 V INPUT, 500 mA VOLTAGE REGULATOR**

Features

- Output voltage (internally set): 1.8 V, 3.0 V, 3.3 V, 5.0 V, 8.0 V, 12.0 V
- Output voltage (externally set): 1.8 V to 30.0 V, settable via external resistor
- Input voltage: 2.8 V to 36.0 V
- Output voltage accuracy: $\pm 1.5\%$ ($T_J = -40^\circ\text{C}$ to $+125^\circ\text{C}$)
- Current consumption: During operation: 5.0 μA typ., 9.8 μA max. ($T_J = -40^\circ\text{C}$ to $+125^\circ\text{C}$)
During power-off: 0.1 μA typ., 2.0 μA max. ($T_J = -40^\circ\text{C}$ to $+125^\circ\text{C}$)
- Output current: Possible to output 500 mA (at $V_{IN} \geq V_{OUT(S)} + 1.0\text{ V}$)^{*1}
- Input and output capacitors: A ceramic capacitor can be used. (1.0 μF or more)
- Built-in overcurrent protection circuit: Limits overcurrent of output transistor.
(with a detection function of the difference between input and output voltage)
- Built-in thermal shutdown circuit: Detection temperature 170°C typ.
- Built-in ON / OFF circuit: Ensures long battery life.
Discharge shunt function is available.
Pull-down function is available.
- Operation temperature range: $T_a = -40^\circ\text{C}$ to $+125^\circ\text{C}$
- Lead-free (Sn 100%), halogen-free
- Withstand 45 V load dump
- AEC-Q100 qualified^{*2}

*1. Please make sure that the loss of the IC will not exceed the power dissipation when the output current is large.

*2. Contact our sales representatives for details.



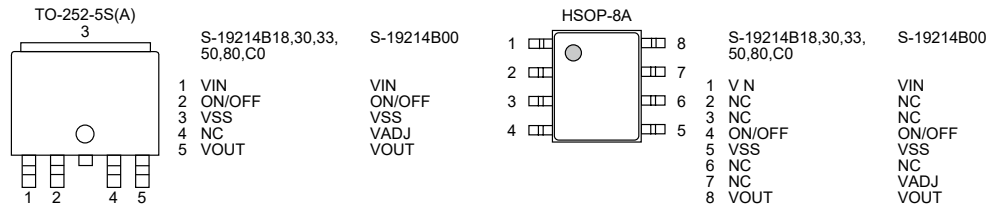
S-19214 Series

**AUTOMOTIVE, 125°C OPERATION,
36 V INPUT, 1000 mA VOLTAGE REGULATOR**

Features

- Output voltage (internally set): 1.8 V, 3.0 V, 3.3 V, 5.0 V, 8.0 V, 12.0 V
- Output voltage (externally set): 1.8 V to 30.0 V, settable via external resistor
- Input voltage: 2.8 V to 36.0 V
- Output voltage accuracy: $\pm 1.5\%$ ($T_j = -40^\circ\text{C}$ to $+125^\circ\text{C}$)
- Current consumption: During operation: 5.0 μA typ., 9.8 μA max. ($T_j = -40^\circ\text{C}$ to $+125^\circ\text{C}$)
During power-off: 0.1 μA typ., 2.0 μA max. ($T_j = -40^\circ\text{C}$ to $+125^\circ\text{C}$)
Possible to output 1000 mA (at $V_{IN} \geq V_{OUT(S)} + 2.0\text{ V}$)*¹
- Output current: A ceramic capacitor can be used. (1.0 μF or more)
- Input and output capacitors: Limits overcurrent of output transistor.
(with a detection function of the difference between input and output voltage)
- Built-in overcurrent protection circuit: Detection temperature 170°C typ.
- Built-in thermal shutdown circuit: Ensures long battery life.
Discharge shunt function is available.
Pull-down function is available.
- Built-in ON / OFF circuit: $T_a = -40^\circ\text{C}$ to $+125^\circ\text{C}$
- Operation temperature range: Ta = -40°C to $+125^\circ\text{C}$
- Lead-free (Sn 100%), halogen-free
- Withstand 45 V load dump
- AEC-Q100 qualified*²

*1. Please make sure that the loss of the IC will not exceed the power dissipation when the output current is large.
*2. Contact our sales representatives for details.



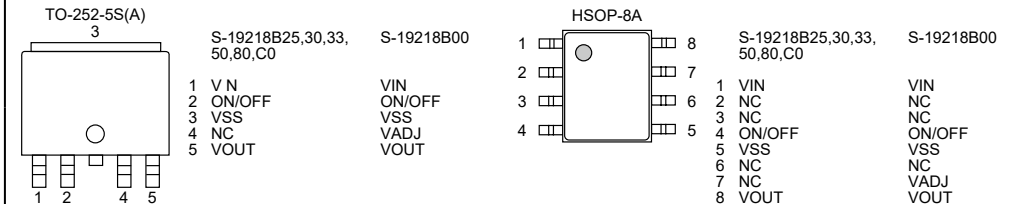
S-19218 Series

**AUTOMOTIVE, 125°C OPERATION, 36 V INPUT,
500 mA, FAST TRANSIENT RESPONSE,
VOLTAGE REGULATOR**

Features

- Output voltage (internally set): 2.5 V, 3.0 V, 3.3 V, 5.0 V, 8.0 V, 12.0 V
- Output voltage (externally set): 2.5 V to 30.0 V, settable via external resistor
- Input voltage: 3.0 V to 36.0 V
- Output voltage accuracy: $\pm 1.5\%$ ($T_j = -40^\circ\text{C}$ to $+125^\circ\text{C}$)
- Current consumption: During operation: 30.0 μA typ., 50.0 μA max. ($T_j = -40^\circ\text{C}$ to $+125^\circ\text{C}$)
During power-off: 0.1 μA typ., 2.0 μA max. ($T_j = -40^\circ\text{C}$ to $+125^\circ\text{C}$)
Possible to output 500 mA (at $V_{IN} \geq V_{OUT(S)} + 1.0\text{ V}$)*¹
- Output current: A ceramic capacitor can be used. (0.1 μF or more)
- Input capacitor: A ceramic capacitor can be used. (1.0 μF or more)
- Output capacitor: Limits overcurrent of output transistor.
(with a detection function of the difference between input and output voltage)
- Fast transient response: Detection temperature 170°C typ.
- Built-in overcurrent protection circuit: Ensures long battery life.
Discharge shunt function is available.
Pull-down function is available.
- Built-in thermal shutdown circuit: $T_a = -40^\circ\text{C}$ to $+125^\circ\text{C}$
- Built-in ON / OFF circuit: Ta = -40°C to $+125^\circ\text{C}$
- Operation temperature range: Ta = -40°C to $+125^\circ\text{C}$
- Lead-free (Sn 100%), halogen-free
- Withstand 45 V load dump
- AEC-Q100 qualified*²

*1. Please make sure that the loss of the IC will not exceed the power dissipation when the output current is large.
*2. Contact our sales representatives for details.



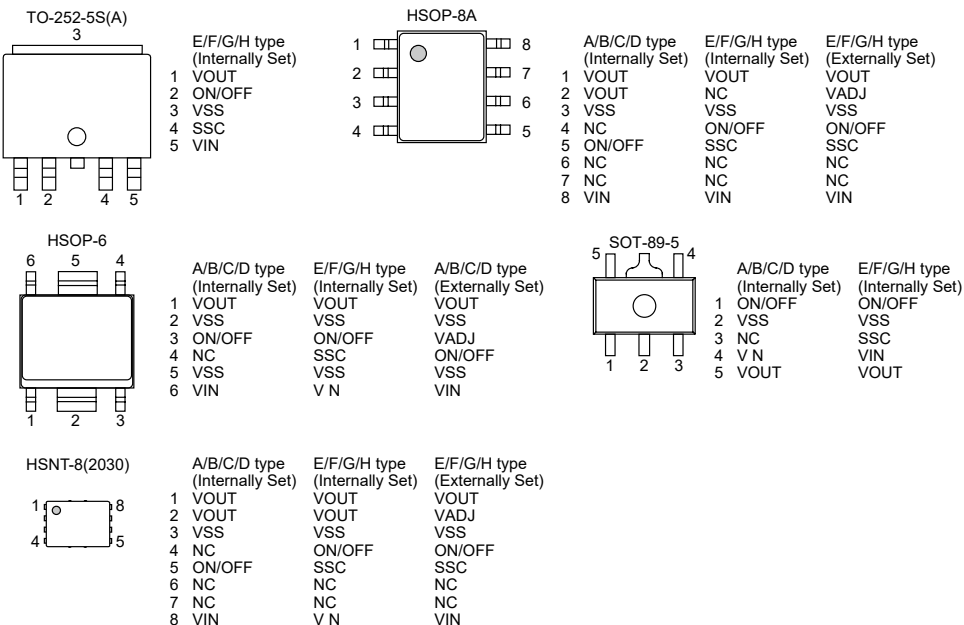
S-19243xxxA Series

AUTOMOTIVE, 125°C OPERATION, 10 V INPUT, 500 mA VOLTAGE REGULATOR WITH SOFT-START FUNCTION

Features

- Output voltage (internally set): 1.0 V to 6.0 V, selectable in 0.05 V step
- Output voltage (externally set): 1.0 V to 9.0 V, settable via external resistor (HSOP-8A, HSOP-6 and HSNT-8(2030) only)
- Input voltage: 2.5 V to 10.0 V
- Output voltage accuracy: $\pm 2.3\%$ ($T_j = -40^\circ\text{C}$ to $+125^\circ\text{C}$)
- Dropout voltage: 0.09 V typ. (2.6 V output product, at $I_{OUT} = 200$ mA)
- Current consumption: During operation: 120 μA typ., 150 μA max. ($T_j = -40^\circ\text{C}$ to $+150^\circ\text{C}$)
During power-off: 0.1 μA typ., 10.5 μA max. ($T_j = -40^\circ\text{C}$ to $+125^\circ\text{C}$)
Possible to output 500 mA (at $V_{IN} \geq V_{OUT(S)} + 1.0$ V)^{*1}
- Output current: 60 dB typ. (at $f = 1.0$ kHz)
- Ripple rejection: Limits overcurrent of output transistor.
- Built-in overcurrent protection circuit: Detection temperature 170°C typ.
- Built-in thermal shutdown circuit: Adjusts output voltage rising time at power-on or at the time when ON / OFF pin is set to ON.
- Built-in soft-start circuit: Adjustable type: E / F / G / H type, $t_{SS} = 6.0$ ms typ. ($C_{SS} = 10$ nF)
Soft-start time can be changed by the capacitor (C_{SS}).
Fixed type: A / B / C / D type: Fixed to $t_{SS} = 1.0$ ms typ.
- Built-in ON / OFF circuit: Ensures long battery life
Discharge shunt function "available" / "unavailable" is selectable.
Pull-down function "available" / "unavailable" is selectable.
 $T_a = -40^\circ\text{C}$ to $+125^\circ\text{C}$
- Operation temperature range:
- Lead-free (Sn 100%), halogen-free
- AEC-Q100 qualified^{*2}

*1. Please make sure that the loss of the IC will not exceed the power dissipation when the output current is large.
*2. Contact our sales representatives for details.



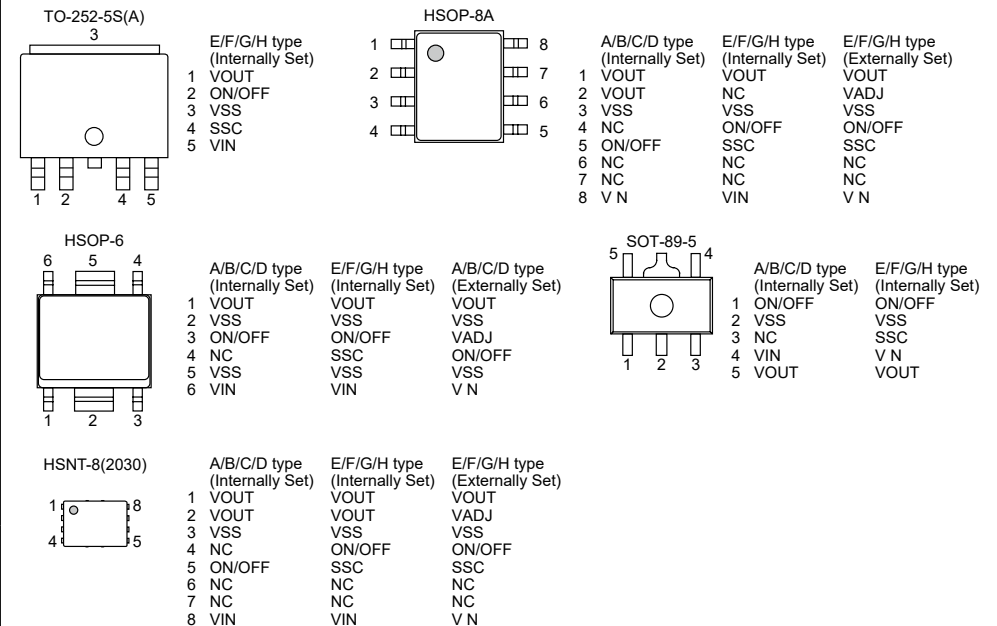
S-19243xxxH Series

AUTOMOTIVE, 105°C OPERATION, 10 V INPUT, 500 mA VOLTAGE REGULATOR WITH SOFT-START FUNCTION

Features

- Output voltage (internally set): 1.0 V to 6.0 V, selectable in 0.05 V step
- Output voltage (externally set): 1.0 V to 9.0 V, settable via external resistor (HSOP-8A, HSOP-6 and HSNT-8(2030) only)
- Input voltage: 2.5 V to 10.0 V
- Output voltage accuracy: $\pm 2.3\%$ ($T_j = -40^\circ\text{C}$ to $+105^\circ\text{C}$)
- Dropout voltage: 0.09 V typ. (2.6 V output product, at $I_{OUT} = 200$ mA)
- Current consumption: During operation: 120 μA typ., 150 μA max. ($T_j = -40^\circ\text{C}$ to $+150^\circ\text{C}$)
During power-off: 0.1 μA typ., 4.5 μA max. ($T_j = -40^\circ\text{C}$ to $+105^\circ\text{C}$)
Possible to output 500 mA (at $V_{IN} \geq V_{OUT(S)} + 1.0$ V)^{*1}
- Output current: 60 dB typ. (at $f = 1.0$ kHz)
- Ripple rejection: Limits overcurrent of output transistor.
- Built-in overcurrent protection circuit: Detection temperature 170°C typ.
- Built-in thermal shutdown circuit: Adjusts output voltage rising time at power-on or at the time when ON / OFF pin is set to ON.
- Built-in soft-start circuit: Adjustable type: E / F / G / H type, $t_{SS} = 6.0$ ms typ. ($C_{SS} = 10$ nF)
Soft-start time can be changed by the capacitor (C_{SS}).
Fixed type: A / B / C / D type: Fixed to $t_{SS} = 1.0$ ms typ.
- Built-in ON / OFF circuit: Ensures long battery life
Discharge shunt function "available" / "unavailable" is selectable.
Pull-down function "available" / "unavailable" is selectable.
 $T_a = -40^\circ\text{C}$ to $+105^\circ\text{C}$
- Operation temperature range:
- Lead-free (Sn 100%), halogen-free
- AEC-Q100 qualified^{*2}

*1. Please make sure that the loss of the IC will not exceed the power dissipation when the output current is large.
*2. Contact our sales representatives for details.



S-19244xxxA Series


AUTOMOTIVE, 125°C OPERATION, 10 V INPUT, 1000 mA VOLTAGE REGULATOR WITH SOFT-START FUNCTION

Features

- Output voltage (internally set): 1.0 V to 6.0 V, selectable in 0.05 V step
- Output voltage (externally set): 1.0 V to 9.0 V, settable via external resistor (HSOP-8A, HSOP-6 and HSNT-8(2030) only)
- Input voltage: 2.5 V to 10.0 V
- Output voltage accuracy: $\pm 2.3\%$ ($T_j = -40^\circ\text{C}$ to $+125^\circ\text{C}$)
- Dropout voltage: 0.38 V typ. (2.6 V output product, at $I_{OUT} = 1000$ mA)
- Current consumption: During operation: 120 μA typ., 150 μA max. ($T_j = -40^\circ\text{C}$ to $+150^\circ\text{C}$)
During power-off: 0.1 μA typ., 10.5 μA max. ($T_j = -40^\circ\text{C}$ to $+125^\circ\text{C}$)
Possible to output 1000 mA (at $V_{IN} \geq V_{OUT(S)} + 1.0$ V)*1
- Output current: 60 dB typ. (at $f = 1.0$ kHz)
- Ripple rejection: Limits overcurrent of output transistor.
- Built-in overcurrent protection circuit: Detection temperature 170°C typ.
- Built-in thermal shutdown circuit: Adjusts output voltage rising time at power-on or at the time when ON / OFF pin is set to ON.
- Built-in soft-start circuit: Adjustable type: E / F / G / H type, $t_{SS} = 6.0$ ms typ. ($C_{SS} = 10$ nF)
Soft-start time can be changed by the capacitor (C_{SS}).
Fixed type: A / B / C / D type: Fixed to $t_{SS} = 1.0$ ms typ.
- Built-in ON / OFF circuit: Ensures long battery life
Discharge shunt function "available" / "unavailable" is selectable.
Pull-down function "available" / "unavailable" is selectable.
 $T_a = -40^\circ\text{C}$ to $+125^\circ\text{C}$
- Operation temperature range: $T_a = -40^\circ\text{C}$ to $+125^\circ\text{C}$
- Lead-free (Sn 100%), halogen-free
- AEC-Q100 qualified²

*1. Please make sure that the loss of the IC will not exceed the power dissipation when the output current is large.

*2. Contact our sales representatives for details.



S-19244xxxH Series

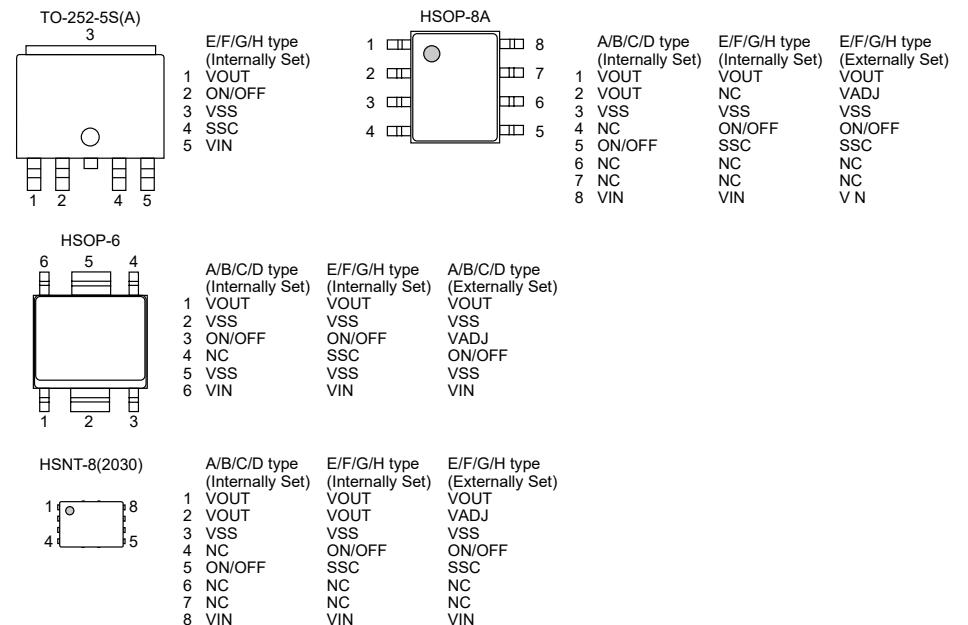
AUTOMOTIVE, 105°C OPERATION, 10 V INPUT, 1000 mA VOLTAGE REGULATOR WITH SOFT-START FUNCTION

Features

- Output voltage (internally set): 1.0 V to 6.0 V, selectable in 0.05 V step
- Output voltage (externally set): 1.0 V to 9.0 V, settable via external resistor (HSOP-8A, HSOP-6 and HSNT-8(2030) only)
- Input voltage: 2.5 V to 10.0 V
- Output voltage accuracy: $\pm 2.3\%$ ($T_j = -40^\circ\text{C}$ to $+105^\circ\text{C}$)
- Dropout voltage: 0.38 V typ. (2.6 V output product, at $I_{OUT} = 1000$ mA)
- Current consumption: During operation: 120 μA typ., 150 μA max. ($T_j = -40^\circ\text{C}$ to $+150^\circ\text{C}$)
During power-off: 0.1 μA typ., 4.5 μA max. ($T_j = -40^\circ\text{C}$ to $+105^\circ\text{C}$)
Possible to output 1000 mA (at $V_{IN} \geq V_{OUT(S)} + 1.0$ V)*1
- Output current: 60 dB typ. (at $f = 1.0$ kHz)
- Ripple rejection: Limits overcurrent of output transistor.
- Built-in overcurrent protection circuit: Detection temperature 170°C typ.
- Built-in thermal shutdown circuit: Adjusts output voltage rising time at power-on or at the time when ON / OFF pin is set to ON.
- Built-in soft-start circuit: Adjustable type: E / F / G / H type, $t_{SS} = 6.0$ ms typ. ($C_{SS} = 10$ nF)
Soft-start time can be changed by the capacitor (C_{SS}).
Fixed type: A / B / C / D type: Fixed to $t_{SS} = 1.0$ ms typ.
- Built-in ON / OFF circuit: Ensures long battery life
Discharge shunt function "available" / "unavailable" is selectable.
Pull-down function "available" / "unavailable" is selectable.
 $T_a = -40^\circ\text{C}$ to $+105^\circ\text{C}$
- Operation temperature range: $T_a = -40^\circ\text{C}$ to $+105^\circ\text{C}$
- Lead-free (Sn 100%), halogen-free
- AEC-Q100 qualified²

*1. Please make sure that the loss of the IC will not exceed the power dissipation when the output current is large.

*2. Contact our sales representatives for details.



S-19246xxxH Series

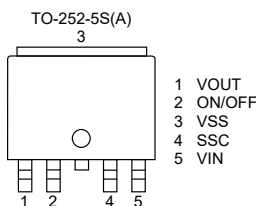
**AUTOMOTIVE, 105°C OPERATION,
10 V INPUT, 2000 mA VOLTAGE REGULATOR
WITH SOFT-START FUNCTION**

● Features

- Output voltage: 1.0 V to 6.0 V, selectable in 0.05 V step
- Input voltage: 2.5 V to 10.0 V
- Output voltage accuracy: $\pm 2.3\%$ ($T_j = -40^\circ\text{C}$ to $+105^\circ\text{C}$)
- Dropout voltage: 0.62 V typ. (3.0 V output product, at $I_{OUT} = 2000$ mA)
- Current consumption:
 - During operation: 120 μA typ., 150 μA max. ($T_j = -40^\circ\text{C}$ to $+105^\circ\text{C}$)
 - During power-off: 0.1 μA typ., 4.5 μA max. ($T_j = -40^\circ\text{C}$ to $+105^\circ\text{C}$)
- Output current: Possible to output 2000 mA (at $V_{IN} \geq V_{OUT(S)} + 1.0$ V)^{*1}
- Ripple rejection: 60 dB typ. (at $f = 1.0$ kHz)
- Built-in overcurrent protection circuit: Limits overcurrent of output transistor.
- Built-in thermal shutdown circuit: Detection temperature 170°C typ.
- Built-in soft-start circuit:
 - Adjusts output voltage rising time at power-on or at the time when ON / OFF pin is set to ON.
 - $t_{SS} = 6.0$ ms typ. ($C_{SS} = 10$ nF)
 - Soft-start time can be changed by the capacitor (C_{SS}).
- Built-in ON / OFF circuit:
 - Ensures long battery life
 - Discharge shunt function "available" / "unavailable" is selectable.
 - Pull-down function "available" / "unavailable" is selectable.
 - $T_a = -40^\circ\text{C}$ to $+105^\circ\text{C}$
- Operation temperature range: $T_a = -40^\circ\text{C}$ to $+105^\circ\text{C}$
- Lead-free (Sn 100%), halogen-free
- AEC-Q100 qualified^{*2}

*1. Please make sure that the loss of the IC will not exceed the power dissipation when the output current is large.

*2. Contact our sales representatives for details.



S-19253xxxH Series

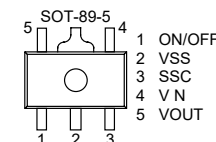
**AUTOMOTIVE, 105°C OPERATION,
6.5 V INPUT, 500 mA VOLTAGE REGULATOR
WITH SOFT-START FUNCTION**

● Features

- Output voltage: 1.0 V to 5.5 V, selectable in 0.05 V step
- Input voltage: 2.5 V to 6.5 V
- Output voltage accuracy: $\pm 3.0\%$ ($T_j = -40^\circ\text{C}$ to $+105^\circ\text{C}$)
- Dropout voltage: 0.09 V typ. (2.6 V output product, at $I_{OUT} = 200$ mA)
- Current consumption:
 - During operation: 120 μA typ., 150 μA max. ($T_j = -40^\circ\text{C}$ to $+105^\circ\text{C}$)
 - During power-off: 0.1 μA typ., 4.5 μA max. ($T_j = -40^\circ\text{C}$ to $+105^\circ\text{C}$)
- Output current: Possible to output 500 mA (at $V_{IN} \geq V_{OUT(S)} + 1.0$ V)^{*1}
- Ripple rejection: 60 dB typ. (at $f = 1.0$ kHz)
- Built-in overcurrent protection circuit: Limits overcurrent of output transistor.
- Built-in thermal shutdown circuit: Detection temperature 170°C typ.
- Built-in soft-start circuit:
 - Adjusts output voltage rising time at power-on or at the time when ON / OFF pin is set to ON.
 - Adjustable type: $t_{SS} = 6.0$ ms typ. ($C_{SS} = 10$ nF)
 - Soft-start time can be changed by the capacitor (C_{SS}).
- Built-in ON / OFF circuit:
 - Ensures long battery life.
 - Discharge shunt function is available.
 - Pull-down function is available.
 - $T_a = -40^\circ\text{C}$ to $+105^\circ\text{C}$
- Operation temperature range: $T_a = -40^\circ\text{C}$ to $+105^\circ\text{C}$
- Lead-free (Sn 100%), halogen-free
- AEC-Q100 qualified^{*2}

*1. Please make sure that the loss of the IC will not exceed the power dissipation when the output current is large.

*2. Contact our sales representatives for details.



S-19254xxxH Series

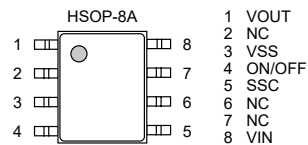
AUTOMOTIVE, 105°C OPERATION, 6.5 V INPUT, 1000 mA VOLTAGE REGULATOR WITH SOFT-START FUNCTION

● Features

- Output voltage: 1.0 V to 5.5 V, selectable in 0.05 V step
- Input voltage: 2.5 V to 6.5 V
- Output voltage accuracy: $\pm 3.0\%$ ($T_j = -40^\circ\text{C}$ to $+105^\circ\text{C}$)
- Dropout voltage: 0.38 V typ. (2.6 V output product, at $I_{OUT} = 1000$ mA)
- Current consumption: During operation: 120 μA typ., 150 μA max. ($T_j = -40^\circ\text{C}$ to $+105^\circ\text{C}$)
During power-off: 0.1 μA typ., 4.5 μA max. ($T_j = -40^\circ\text{C}$ to $+105^\circ\text{C}$)
Possible to output 1000 mA (at $V_{IN} \geq V_{OUT(S)} + 1.0$ V)^{*1}
- Output current: Possible to output 1000 mA (at $V_{IN} \geq V_{OUT(S)} + 1.0$ V)^{*1}
- Ripple rejection: 60 dB typ. (at $f = 1.0$ kHz)
- Built-in overcurrent protection circuit: Limits overcurrent of output transistor.
- Built-in thermal shutdown circuit: Detection temperature 170°C typ.
- Built-in soft-start circuit: Adjusts output voltage rising time at power-on or at the time when ON / OFF pin is set to ON.
Adjustable type: $t_{SS} = 6.0$ ms typ. ($C_{SS} = 10$ nF)
Soft-start time can be changed by the capacitor (C_{SS}).
- Built-in ON / OFF circuit: Ensures long battery life.
Discharge shunt function is available.
Pull-down function is available.
 $T_a = -40^\circ\text{C}$ to $+105^\circ\text{C}$
- Operation temperature range: $T_a = -40^\circ\text{C}$ to $+105^\circ\text{C}$
- Lead-free (Sn 100%), halogen-free
- AEC-Q100 qualified^{*2}

*1. Please make sure that the loss of the IC will not exceed the power dissipation when the output current is large.

*2. Contact our sales representatives for details.



S-19251 Series

AUTOMOTIVE, 105°C OPERATION, 5.5 V INPUT, 150 mA VOLTAGE REGULATOR

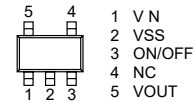
● Features

- Output voltage: 1.0 V to 3.5 V, selectable in 0.05 V step
- Input voltage: 1.5 V to 5.5 V
- Output voltage accuracy: $\pm 2.5\%$ ($T_j = -40^\circ\text{C}$ to $+105^\circ\text{C}$)
- Current consumption: During operation: 20 μA typ., 50 μA max. ($T_j = -40^\circ\text{C}$ to $+105^\circ\text{C}$)
During power-off: 0.1 μA typ., 4.5 μA max. ($T_j = -40^\circ\text{C}$ to $+105^\circ\text{C}$)
0.16 V typ. (2.8 V output product, $I_{OUT} = 100$ mA)
- Dropout voltage: 0.16 V typ. (2.8 V output product, $I_{OUT} = 100$ mA)
- Output current: Possible to output 150 mA ($V_{IN} \geq V_{OUT(S)} + 1.0$ V)^{*1}
- Ripple rejection: 75 dB typ. (1.2 V output product, $f = 1.0$ kHz)
70 dB typ. (2.8 V output product, $f = 1.0$ kHz)
- Input capacitor: A ceramic capacitor can be used. (1.0 μF or more)
- Output capacitor: A ceramic capacitor can be used. (1.0 μF or more)
- Built-in overcurrent protection circuit: Limits overcurrent of output transistor.
- Built-in thermal shutdown circuit: Detection temperature 150°C typ.
- Built-in ON / OFF circuit: Ensures long battery life.
Discharge shunt function "available" / "unavailable" is selectable.
Pull-down function "available" / "unavailable" is selectable.
 $T_a = -40^\circ\text{C}$ to $+105^\circ\text{C}$
- Operation temperature range: $T_a = -40^\circ\text{C}$ to $+105^\circ\text{C}$
- Lead-free (Sn 100%), halogen-free
- AEC-Q100 qualified^{*2}

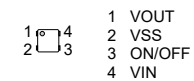
*1. Please make sure that the loss of the IC will not exceed the power dissipation when the output current is large.

*2. Contact our sales representatives for details.

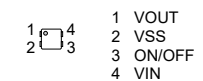
SOT-23-5



HSNT-4(1010)B



HSNT-4(0808)B



S-19252 Series

AUTOMOTIVE, 105°C OPERATION, 5.5 V INPUT, 150 mA VOLTAGE REGULATOR WITH SOFT-START FUNCTION

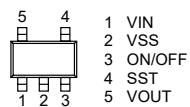
● Features

- Output voltage: 1.0 V to 3.6 V, selectable in 0.05 V step
- Input voltage: 1.5 V to 5.5 V
- Output voltage accuracy: ± 15 mV ($1.0\text{ V} \leq V_{\text{OUT(S)}} < 1.5\text{ V}$, $T_a = +25^\circ\text{C}$)
 $\pm 1.0\%$ ($1.5\text{ V} \leq V_{\text{OUT(S)}} \leq 3.6\text{ V}$, $T_a = +25^\circ\text{C}$)
 $\pm 3.0\%$ ($1.0\text{ V} \leq V_{\text{OUT(S)}} \leq 3.6\text{ V}$, $T_j = -40^\circ\text{C}$ to $+105^\circ\text{C}$)
- Current consumption: During operation: 36 μA typ., 57 μA max. ($T_j = -40^\circ\text{C}$ to $+105^\circ\text{C}$)
During power-off: 0.1 μA typ., 4.2 μA max. ($T_j = -40^\circ\text{C}$ to $+105^\circ\text{C}$)
- Dropout voltage: 70 mV typ. (2.8 V output product, at $I_{\text{OUT}} = 100\text{ mA}$)
- Output current: Possible to output 150 mA (at $V_{\text{IN}} \geq V_{\text{OUT(S)}} + 1.0\text{ V}$)^{*1}
- Ripple rejection: 70 dB typ. ($V_{\text{OUT(S)}} \leq 2.5\text{ V}$, at $f = 10\text{ kHz}$)
80 dB typ. (at $f = 1.0\text{ kHz}$)
- Input capacitor: A ceramic capacitor can be used. (1.0 μF or more)
- Output capacitor: A ceramic capacitor can be used. (1.0 μF or more)
- Built-in soft-start circuit: The rising time of output voltage immediately after power-on or after the ON / OFF pin is set to ON is adjustable.
The soft-start time of SOT-23-5 can be switched to $t_{\text{SS0}} = 0.1\text{ ms}$ typ. / $t_{\text{SS1}} = 1.0\text{ ms}$ typ. with the SST pin.
The soft-start time of SC-82AB is fixed to $t_{\text{SS0}} = 0.1\text{ ms}$ typ.
The soft-start time of HSNT-4(1010)B is fixed to either $t_{\text{SS0}} = 0.1\text{ ms}$ typ. or $t_{\text{SS1}} = 1.0\text{ ms}$ typ.
- Built-in overcurrent protection circuit: Limits overcurrent of output transistor.
Ensures long battery life.
- Built-in ON / OFF circuit: Discharge shunt function "available" / "unavailable" is selectable.
Pull-down function "available" / "unavailable" is selectable.
 $T_a = -40^\circ\text{C}$ to $+105^\circ\text{C}$
- Operation temperature range: $T_a = -40^\circ\text{C}$ to $+105^\circ\text{C}$
- Lead-free (Sn 100%), halogen-free
- AEC-Q100 qualified^{*2}

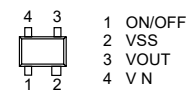
*1. Please make sure that the loss of the IC will not exceed the power dissipation when the output current is large.

*2. Contact our sales representatives for details.

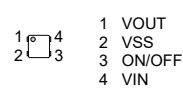
SOT-23-5



SC-82AB



HSNT-4(1010)B



S-19255 Series

AUTOMOTIVE, 125°C OPERATION, 5.5 V INPUT, 300 mA VOLTAGE REGULATOR

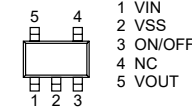
● Features

- Output voltage: 0.9 V to 3.6 V, selectable in 0.05 V step
- Input voltage: 1.5 V to 5.5 V
- Output voltage accuracy: $\pm 2.0\%$ ($T_j = -40^\circ\text{C}$ to $+125^\circ\text{C}$)
- Current consumption: During operation: 55 μA typ., 89 μA max. ($T_j = -40^\circ\text{C}$ to $+125^\circ\text{C}$)
During power-off: 0.1 μA typ., 6.4 μA max. ($T_j = -40^\circ\text{C}$ to $+125^\circ\text{C}$)
- Dropout voltage: 120 mV typ.
(HSNT-4(1010)B package products, 2.5 V output product, at $I_{\text{OUT}} = 200\text{ mA}$)
- Output current: Possible to output 300 mA (at $V_{\text{IN}} \geq V_{\text{OUT(S)}} + 1.0\text{ V}$)^{*1}
- Ripple rejection: 50 dB typ. ($V_{\text{OUT(S)}} = 3.3\text{ V}$, at $f = 100\text{ kHz}$)
80 dB typ. ($V_{\text{OUT(S)}} = 3.3\text{ V}$, at $f = 1.0\text{ kHz}$)
- Input capacitor: A ceramic capacitor can be used. (0.1 μF or more)
- Output capacitor: A ceramic capacitor can be used. (1.0 μF or more)
- Built-in overcurrent protection circuit: Limits overcurrent of output transistor.
- Built-in thermal shutdown circuit: Detection temperature 175°C typ.
- Built-in ON / OFF circuit: Ensures long battery life.
Pull-down function "available" / "unavailable" is selectable.
Discharge shunt function "available" / "unavailable" is selectable.
 $T_a = -40^\circ\text{C}$ to $+125^\circ\text{C}$
- Operation temperature range: $T_a = -40^\circ\text{C}$ to $+125^\circ\text{C}$
- Lead-free (Sn 100%), halogen-free
- AEC-Q100 qualified^{*2}


*1. Please make sure that the loss of the IC will not exceed the power dissipation when the output current is large.

*2. Contact our sales representatives for details.

SOT-23-5



HSNT-4(1010)B



S-19310 Series

AUTOMOTIVE, 125°C OPERATION,
36 V INPUT, 40 mA VOLTAGE REGULATOR
WITH RESET FUNCTION

● Features

Regulator block

- Output voltage: 2.9 V to 5.3 V, selectable in 0.1 V step
- Input voltage: 3.0 V to 36.0 V
- Output voltage accuracy: $\pm 2.0\%$ ($T_j = -40^\circ\text{C}$ to $+125^\circ\text{C}$)
- Dropout voltage: 240 mV typ. ($V_{\text{OUT(S)}} = 5.0\text{ V}$, $I_{\text{OUT}} = 30\text{ mA}$)
- Output current: Possible to output 40 mA ($V_{\text{IN}} = V_{\text{OUT(S)}} + 2.0\text{ V}$)*1
- Input and output capacitors: A ceramic capacitor can be used. (1.0 μF or more)
- Built-in overcurrent protection circuit: Limits overcurrent of output transistor
- Built-in thermal shutdown circuit: Detection temperature 160°C typ.

Detector block

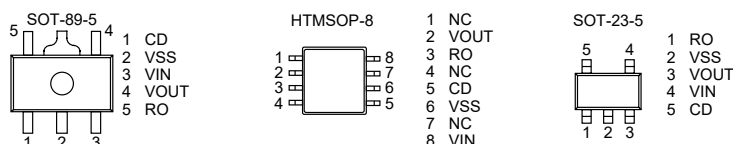
- Detection voltage: 2.6 V to $V_{\text{OUT(S)}} - 0.3\text{ V}$, selectable in 0.1 V step
- Operation voltage: A type: 1.8 V to 36.0 V
B type: 2.5 V to 36.0 V
- Detection voltage accuracy: $\pm 2.0\%$ ($T_j = -40^\circ\text{C}$ to $+125^\circ\text{C}$)
- Hysteresis width selectable from "Available" / "Unavailable": "Available": $5.0\% \leq V_{\text{HYS}} \leq 30.0\%$ ($T_j = -40^\circ\text{C}$ to $+125^\circ\text{C}$)
"Unavailable": $V_{\text{HYS}} = 0\%$
- Release delay time accuracy: $\pm 20\%$ ($C_D = 3.3\text{ nF}$, $T_j = -40^\circ\text{C}$ to $+125^\circ\text{C}$)
- Output form: Nch open-drain output
CMOS output

Overall

- Current consumption: 2.2 μA typ. ($T_j = -40^\circ\text{C}$ to $+125^\circ\text{C}$)
- Operation temperature range: $T_a = -40^\circ\text{C}$ to $+125^\circ\text{C}$
- Lead-free (Sn 100%), halogen-free
- Withstand 45 V load dump
- AEC-Q100 qualified*2

*1. Please make sure that the loss of the IC will not exceed the power dissipation when the output current is large.

*2. Contact our sales representatives for details.



S-19311 Series

AUTOMOTIVE, 125°C OPERATION,
36 V INPUT, 200 mA VOLTAGE REGULATOR
WITH RESET FUNCTION

● Features

Regulator block

- Output voltage: 3.0 V to 5.3 V, selectable in 0.1 V step
- Input voltage: 4.0 V to 36.0 V
- Output voltage accuracy: $\pm 2.0\%$ ($T_j = -40^\circ\text{C}$ to $+150^\circ\text{C}$)
- Dropout voltage: 120 mV typ. (5.0 V output product, $I_{\text{OUT}} = 100\text{ mA}$)
- Output current: Possible to output 200 mA ($V_{\text{IN}} = V_{\text{OUT(S)}} + 1.0\text{ V}$)*1
- Input and output capacitors: A ceramic capacitor of 2.2 μF or more can be used.
- Ripple rejection: 70 dB typ. ($f = 100\text{ Hz}$)
- Built-in overcurrent protection circuit: Limits overcurrent of output transistor.
- Built-in thermal shutdown circuit: Detection temperature 170°C typ.

Detector block

- Detection voltage: 2.6 V to 5.0 V, selectable in 0.1 V step
- Detection voltage accuracy: $\pm 100\text{ mV}$ ($T_j = -40^\circ\text{C}$ to $+150^\circ\text{C}$)
- Hysteresis width: 0.12 V min.
- Release delay time is adjustable*2: 18 ms typ. ($C_{\text{DLY}} = 47\text{ nF}$)

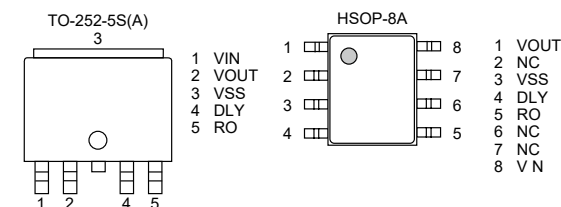
Overall

- Current consumption: During operation: 60 μA typ., 95 μA max. ($T_j = -40^\circ\text{C}$ to $+150^\circ\text{C}$)
- Operation temperature range: $T_a = -40^\circ\text{C}$ to $+125^\circ\text{C}$
- Lead-free (Sn 100%), halogen-free
- Withstand 45 V load dump
- AEC-Q100 qualified*3

*1. Please make sure that the loss of the IC will not exceed the power dissipation when the output current is large.

*2. The release delay time can be adjusted by connecting C_{DLY} to the DLY pin.

*3. Contact our sales representatives for details.



S-19312 Series

**AUTOMOTIVE, 125°C OPERATION,
36 V INPUT, 400 mA VOLTAGE REGULATOR
WITH RESET FUNCTION**

Features

Regulator block

- Output voltage: 3.0 V to 5.3 V, selectable in 0.1 V step
- Input voltage: 4.0 V to 36.0 V
- Output voltage accuracy: $\pm 2.0\%$ ($T_j = -40^\circ\text{C}$ to $+150^\circ\text{C}$)
- Dropout voltage: 120 mV typ. (5.0 V output product, $I_{\text{OUT}} = 100$ mA)
- Output current: Possible to output 400 mA ($V_{\text{IN}} = V_{\text{OUT(S)}} + 1.0$ V)*1
- Input and output capacitors: A ceramic capacitor of 2.2 μF or more can be used.
- Ripple rejection: 70 dB typ. ($f = 100$ Hz)
- Built-in overcurrent protection circuit: Limits overcurrent of output transistor.
- Built-in thermal shutdown circuit: Detection temperature 170°C typ.

Detector block

- Detection voltage: 2.6 V to 5.0 V, selectable in 0.1 V step
- Detection voltage accuracy: ± 100 mV ($T_j = -40^\circ\text{C}$ to $+150^\circ\text{C}$)
- Hysteresis width: 0.12 V min.
- Release delay time is adjustable*2: 18 ms typ. ($C_{\text{DLY}} = 47$ nF)

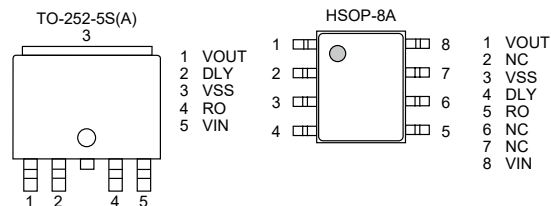
Overall

- Current consumption: During operation: 60 μA typ., 95 μA max. ($T_j = -40^\circ\text{C}$ to $+150^\circ\text{C}$)
- Operation temperature range: $T_a = -40^\circ\text{C}$ to $+125^\circ\text{C}$
- Lead-free (Sn 100%), halogen-free
- Withstand 45 V load dump
- AEC-Q100 qualified*3

*1. Please make sure that the loss of the IC will not exceed the power dissipation when the output current is large.

*2. The release delay time can be adjusted by connecting C_{DLY} to the DLY pin.

*3. Contact our sales representatives for details.



S-19315 Series

**AUTOMOTIVE, 125°C OPERATION,
36 V INPUT, 40 mA VOLTAGE REGULATOR
WITH SENSE-INPUT RESET FUNCTION**

Features

Regulator block

- Output voltage: 1.0 V to 5.3 V, selectable in 0.1 V step
- Input voltage: 3.0 V to 36.0 V
- Output voltage accuracy: ± 0.03 V (1.0 V $\leq V_{\text{OUT(S)}} < 1.5$ V, $T_j = -40^\circ\text{C}$ to $+125^\circ\text{C}$)
 $\pm 2.0\%$ (1.5 V $\leq V_{\text{OUT(S)}} \leq 5.3$ V, $T_j = -40^\circ\text{C}$ to $+125^\circ\text{C}$)
- Dropout voltage: 240 mV typ. ($V_{\text{OUT(S)}} = 5.0$ V, $I_{\text{OUT}} = 30$ mA)
- Output current: Possible to output 40 mA (1.0 V $\leq V_{\text{OUT(S)}} < 2.0$ V, $V_{\text{IN}} = 4.0$ V)*1
Possible to output 40 mA (2.0 V $\leq V_{\text{OUT(S)}} \leq 5.3$ V, $V_{\text{IN}} = V_{\text{OUT(S)}} + 2.0$ V)*1
- Input and output capacitors: A ceramic capacitor can be used. (1.0 μF or more)
- Built-in overcurrent protection circuit: Limits overcurrent of output transistor
- Built-in thermal shutdown circuit: Detection temperature 160°C typ.
- Built-in discharge shunt circuit: Discharges output capacitor electrical charge during detector detection

Detector block

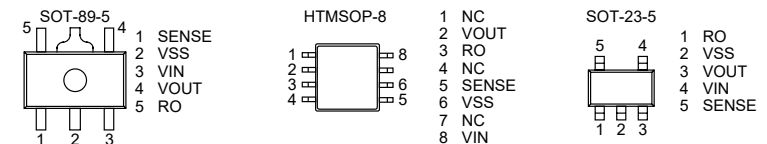
- Detection voltage: 3.0 V to 11.3 V, selectable in 0.1 V step
- Operation voltage: 3.0 V to 36.0 V
- Detection voltage accuracy: $\pm 2.0\%$ ($T_j = -40^\circ\text{C}$ to $+125^\circ\text{C}$)
- Hysteresis width selectable from "Available": 5.0% $\leq V_{\text{HYS}} \leq 30.0\%$ ($T_j = -40^\circ\text{C}$ to $+125^\circ\text{C}$)
"Unavailable": $V_{\text{HYS}} = 0\%$
- Output form: Nch open-drain output

Overall

- Current consumption: During operation: 2.0 μA typ. ($T_j = -40^\circ\text{C}$ to $+125^\circ\text{C}$)
During detector detection: 0.5 μA typ. ($T_j = -40^\circ\text{C}$ to $+125^\circ\text{C}$)
- Operation temperature range: $T_a = -40^\circ\text{C}$ to $+125^\circ\text{C}$
- Lead-free (Sn 100%), halogen-free
- Withstand 45 V load dump
- AEC-Q100 qualified*2

*1. Please make sure that the loss of the IC will not exceed the power dissipation when the output current is large.

*2. Contact our sales representatives for details.



S-19316 Series

**AUTOMOTIVE, 125°C OPERATION,
36 V INPUT, 40 mA VOLTAGE REGULATOR
WITH INPUT MONITORING RESET FUNCTION**

Features

Regulator block

- Output voltage: A type: 1.0 V to 5.3 V, selectable in 0.1 V step
B type: 1.8 V to 5.3 V, selectable in 0.1 V step
- Input voltage: 3.0 V to 36.0 V
- Output voltage accuracy: ± 0.03 V (1.0 V $\leq V_{OUT(S)} < 1.5$ V, $T_J = -40^\circ\text{C}$ to $+125^\circ\text{C}$)
 $\pm 2.0\%$ (1.5 V $\leq V_{OUT(S)} \leq 5.3$ V, $T_J = -40^\circ\text{C}$ to $+125^\circ\text{C}$)
- Dropout voltage: 240 mV typ. ($V_{OUT(S)} = 5.0$ V, $I_{OUT} = 30$ mA)
- Output current: Possible to output 40 mA (1.0 V $\leq V_{OUT(S)} < 2.0$ V, $V_{IN} \geq 4.0$ V)*¹
Possible to output 40 mA (2.0 V $\leq V_{OUT(S)} \leq 5.3$ V, $V_{IN} = V_{OUT(S)} + 2.0$ V)*¹
A ceramic capacitor can be used. (1.0 μF or more)
- Input and output capacitors: Limits overcurrent of output transistor
- Built-in overcurrent protection circuit: Detection temperature 160°C typ.
- Built-in thermal shutdown circuit:

Detector block

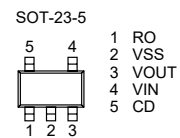
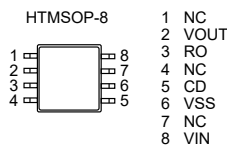
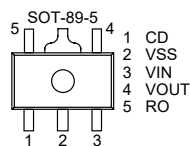
- Detection voltage: 3.0 V to 11.3 V, selectable in 0.1 V step
- Operation voltage: A type: 1.8 V to 36.0 V
B type: 2.5 V to 36.0 V
- Detection voltage accuracy: $\pm 2.0\%$ ($T_J = -40^\circ\text{C}$ to $+125^\circ\text{C}$)
- Hysteresis width selectable from "Available" / "Unavailable": "Available": $5.0\% \leq V_{HYS} \leq 30.0\%$ ($T_J = -40^\circ\text{C}$ to $+125^\circ\text{C}$)
"Unavailable": $V_{HYS} = 0\%$
- Release delay time accuracy: $\pm 20\%$ ($C_D = 3.3$ nF, $T_J = -40^\circ\text{C}$ to $+125^\circ\text{C}$)
- Output form: Nch open-drain output
CMOS output

Overall

- Current consumption: 2.2 μA typ. ($T_J = -40^\circ\text{C}$ to $+125^\circ\text{C}$)
- Operation temperature range: $T_a = -40^\circ\text{C}$ to $+125^\circ\text{C}$
- Lead-free (Sn 100%), halogen-free
- Withstand 45 V load dump
- AEC-Q100 qualified*²

*1. Please make sure that the loss of the IC will not exceed the power dissipation when the output current is large.

*2. Contact our sales representatives for details.



S-19720 Series

AUTOMOTIVE, 125°C OPERATION, 36 V INPUT, 50 mA VOLTAGE TRACKER WITH REVERSE CURRENT PROTECTION

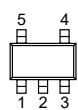
● Feature

- Input voltage: 4.0 V to 36.0 V
- Offset voltage: ± 5 mV ($0.1 \text{ mA} \leq I_{\text{OUT}} \leq 50 \text{ mA}$)
- Dropout voltage: 160 mV typ. ($V_{\text{ADJ/EN}} = 4.0 \text{ V}$, $I_{\text{OUT}} = 10 \text{ mA}$)
- Current consumption:
 - During operation: 30 μA typ.
 - During power-off: 4.0 μA typ.
- Output current: Possible to output 50 mA ($V_{\text{IN}} = V_{\text{ADJ/EN}} + 2.0 \text{ V}$)*1
- Input capacitor: A ceramic capacitor can be used. (1.0 μF or more)
- Output capacitor: A ceramic capacitor can be used. (1.0 μF to 1000 μF)
- Built-in overcurrent protection circuit: Limits overcurrent of output transistor.
- Built-in thermal shutdown circuit: Detection temperature 175°C typ.
- Reverse current protection function: $I_{\text{REV}} = -5 \mu\text{A}$ min. ($V_{\text{IN}} = 0 \text{ V}$, $V_{\text{ADJ/EN}} = 5.0 \text{ V}$, $V_{\text{OUT}} = 16.0 \text{ V}$)
- Operation temperature range: $T_a = -40^\circ\text{C}$ to $+125^\circ\text{C}$
- Lead-free (Sn 100%), halogen-free
- Withstand 45 V load dump
- AEC-Q100 qualified*2

*1. Please make sure that the loss of the IC will not exceed the power dissipation when the output current is large.

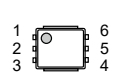
*2. Contact our sales representatives for details.

SOT-23-5



1 ADJ/EN
2 VSS
3 V N
4 VOUT
5 VSS

HSNT-6(2025)



1 V N
2 NC
3 ADJ/EN
4 VSS
5 NC
6 VOUT

S-19110AxxA to S-19110HxxA Series

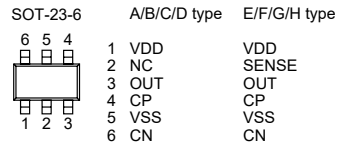
**AUTOMOTIVE, 125°C OPERATION,
36 V, SENSE-INPUT VOLTAGE DETECTOR
WITH DELAY FUNCTION (EXTERNAL DELAY TIME SETTING)**

● Features

- Detection voltage: 5.0 V to 10.0 V (0.05 V step)
- Detection voltage accuracy: $\pm 2.0\%$ ($T_a = -40^\circ\text{C}$ to $+125^\circ\text{C}$)
- Detection delay time accuracy: $\pm 20\%$ ($C_N = 3.3\text{ nF}$, $T_a = -40^\circ\text{C}$ to $+125^\circ\text{C}$)
- Release voltage: 5.25 V to 13.0 V (0.05 V step)
- Release voltage accuracy: $\pm 2.0\%$ ($T_a = -40^\circ\text{C}$ to $+125^\circ\text{C}$, $5.0\% \leq V_{HYS} \leq 20.0\%$)
 $\pm 2.5\%$ ($T_a = -40^\circ\text{C}$ to $+125^\circ\text{C}$, $20.0\% < V_{HYS} \leq 30.0\%$)
- Release delay time accuracy: $\pm 20\%$ ($C_P = 3.3\text{ nF}$, $T_a = -40^\circ\text{C}$ to $+125^\circ\text{C}$)
- Current consumption: 600 nA typ.
- Operation voltage range: 1.8 V to 36.0 V
- Hysteresis width^{*1}: "Available" / "unavailable" is selectable.
5.0% to 30.0% ($T_a = -40^\circ\text{C}$ to $+125^\circ\text{C}$)
- Output form: Nch open-drain output
- Operation temperature range: $T_a = -40^\circ\text{C}$ to $+125^\circ\text{C}$
- Lead-free (Sn 100%), halogen-free
- Withstand 45 V load dump
- AEC-Q100 qualified^{*2}

*1. When "available" is selected, the hysteresis width can be set in the range of 5.0% to 30.0%.

*2. Contact our sales representatives for details.



S-19110JxxA to S-19110RxxA Series

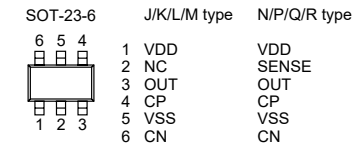
**AUTOMOTIVE, 125°C OPERATION,
36 V, SENSE-INPUT VOLTAGE DETECTOR
WITH DELAY FUNCTION (EXTERNAL DELAY TIME SETTING)**

● Features

- Detection voltage: J / K / L / M type (VDD detection product): 3.6 V to 4.95 V (0.05 V step)
N / P / Q / R type (SENSE detection product): 3.0 V to 4.95 V (0.05 V step)
- Detection voltage accuracy: $\pm 3.0\%$ ($-V_{DET(S)} = 3.0\text{ V}$ to 4.15 V , $T_a = -40^\circ\text{C}$ to $+125^\circ\text{C}$)
 $\pm 2.5\%$ ($-V_{DET(S)} = 4.2\text{ V}$ to 4.95 V , $T_a = -40^\circ\text{C}$ to $+125^\circ\text{C}$)
- Detection delay time accuracy: $\pm 20\%$ ($C_N = 3.3\text{ nF}$, $T_a = -40^\circ\text{C}$ to $+125^\circ\text{C}$)
- Release voltage: J / K / L / M type (VDD detection product): 3.8 V to 6.4 V (0.05 V step)
N / P / Q / R type (SENSE detection product): 3.15 V to 6.4 V (0.05 V step)
- Release voltage accuracy: $\pm 3.0\%$ ($-V_{DET(S)} = 3.0\text{ V}$ to 4.15 V , $T_a = -40^\circ\text{C}$ to $+125^\circ\text{C}$, $5.0\% \leq V_{HYS} \leq 20.0\%$)
 $\pm 3.5\%$ ($-V_{DET(S)} = 3.0\text{ V}$ to 4.15 V , $T_a = -40^\circ\text{C}$ to $+125^\circ\text{C}$, $20.0\% < V_{HYS} \leq 30.0\%$)
 $\pm 2.5\%$ ($-V_{DET(S)} = 4.2\text{ V}$ to 4.95 V , $T_a = -40^\circ\text{C}$ to $+125^\circ\text{C}$, $5.0\% \leq V_{HYS} \leq 20.0\%$)
 $\pm 3.0\%$ ($-V_{DET(S)} = 4.2\text{ V}$ to 4.95 V , $T_a = -40^\circ\text{C}$ to $+125^\circ\text{C}$, $20.0\% < V_{HYS} \leq 30.0\%$)
- Release delay time accuracy: $\pm 20\%$ ($C_P = 3.3\text{ nF}$, $T_a = -40^\circ\text{C}$ to $+125^\circ\text{C}$)
- Current consumption: 600 nA typ.
- Operation voltage range: 1.8 V to 36.0 V
- Hysteresis width^{*1}: "Available" / "unavailable" is selectable.
5.0% to 30.0% ($T_a = -40^\circ\text{C}$ to $+125^\circ\text{C}$)
- Output form: Nch open-drain output
- Operation temperature range: $T_a = -40^\circ\text{C}$ to $+125^\circ\text{C}$
- Lead-free (Sn 100%), halogen-free
- Withstand 45 V load dump
- AEC-Q100 qualified^{*2}

*1. When "available" is selected, the hysteresis width can be set in the range of 5.0% to 30.0%.

*2. Contact our sales representatives for details.



S-19110AxxH to S-19110HxxH Series

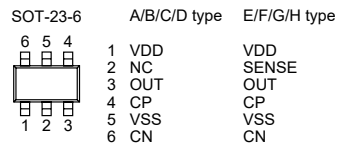
**AUTOMOTIVE, 105°C OPERATION,
36 V, SENSE-INPUT VOLTAGE DETECTOR
WITH DELAY FUNCTION (EXTERNAL DELAY TIME SETTING)**

Features

- Detection voltage: 5.0 V to 10.0 V (0.05 V step)
- Detection voltage accuracy: $\pm 1.5\%$ ($T_a = -40^\circ\text{C}$ to $+105^\circ\text{C}$)
- Detection delay time accuracy: $\pm 20\%$ ($C_N = 3.3\text{ nF}$, $T_a = -40^\circ\text{C}$ to $+105^\circ\text{C}$)
- Release voltage: 5.25 V to 13.0 V (0.05 V step)
- Release voltage accuracy: $\pm 1.5\%$ ($T_a = -40^\circ\text{C}$ to $+105^\circ\text{C}$, $5.0\% \leq V_{HYS} \leq 20.0\%$)
 $\pm 2.0\%$ ($T_a = -40^\circ\text{C}$ to $+105^\circ\text{C}$, $20.0\% < V_{HYS} \leq 30.0\%$)
- Release delay time accuracy: $\pm 20\%$ ($C_P = 3.3\text{ nF}$, $T_a = -40^\circ\text{C}$ to $+105^\circ\text{C}$)
- Current consumption: 600 nA typ.
- Operation voltage range: 1.8 V to 36.0 V
- Hysteresis width*1: "Available" / "unavailable" is selectable.
5.0% to 30.0% ($T_a = -40^\circ\text{C}$ to $+105^\circ\text{C}$)
- Output form: Nch open-drain output
- Operation temperature range: $T_a = -40^\circ\text{C}$ to $+105^\circ\text{C}$
- Lead-free (Sn 100%), halogen-free
- Withstand 45 V load dump
- AEC-Q100 qualified*2

*1. When "available" is selected, the hysteresis width can be set in the range of 5.0% to 30.0%.

*2. Contact our sales representatives for details.



S-19110JxxH to S-19110RxxH Series

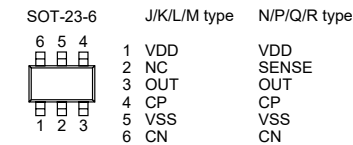
**AUTOMOTIVE, 105°C OPERATION,
36 V, SENSE-INPUT VOLTAGE DETECTOR
WITH DELAY FUNCTION (EXTERNAL DELAY TIME SETTING)**

Features

- Detection voltage: J / K / L / M type (VDD detection product): 3.6 V to 4.95 V (0.05 V step)
N / P / Q / R type (SENSE detection product): 3.0 V to 4.95 V (0.05 V step)
- Detection voltage accuracy: $\pm 3.0\%$ ($-V_{DET(S)} = 3.0\text{ V}$ to 4.15 V , $T_a = -40^\circ\text{C}$ to $+105^\circ\text{C}$)
 $\pm 2.5\%$ ($-V_{DET(S)} = 4.2\text{ V}$ to 4.95 V , $T_a = -40^\circ\text{C}$ to $+105^\circ\text{C}$)
- Detection delay time accuracy: $\pm 20\%$ ($C_N = 3.3\text{ nF}$, $T_a = -40^\circ\text{C}$ to $+105^\circ\text{C}$)
- Release voltage: J / K / L / M type (VDD detection product): 3.8 V to 6.4 V (0.05 V step)
N / P / Q / R type (SENSE detection product): 3.15 V to 6.4 V (0.05 V step)
- Release voltage accuracy: $\pm 3.0\%$ ($-V_{DET(S)} = 3.0\text{ V}$ to 4.15 V , $T_a = -40^\circ\text{C}$ to $+105^\circ\text{C}$, $5.0\% \leq V_{HYS} \leq 20.0\%$)
 $\pm 3.5\%$ ($-V_{DET(S)} = 3.0\text{ V}$ to 4.15 V , $T_a = -40^\circ\text{C}$ to $+105^\circ\text{C}$, $20.0\% < V_{HYS} \leq 30.0\%$)
 $\pm 2.5\%$ ($-V_{DET(S)} = 4.2\text{ V}$ to 4.95 V , $T_a = -40^\circ\text{C}$ to $+105^\circ\text{C}$, $5.0\% \leq V_{HYS} \leq 20.0\%$)
 $\pm 3.0\%$ ($-V_{DET(S)} = 4.2\text{ V}$ to 4.95 V , $T_a = -40^\circ\text{C}$ to $+105^\circ\text{C}$, $20.0\% < V_{HYS} \leq 30.0\%$)
- Release delay time accuracy: $\pm 20\%$ ($C_P = 3.3\text{ nF}$, $T_a = -40^\circ\text{C}$ to $+105^\circ\text{C}$)
- Current consumption: 600 nA typ.
- Operation voltage range: 1.8 V to 36.0 V
- Hysteresis width*1: "Available" / "unavailable" is selectable.
5.0% to 30.0% ($T_a = -40^\circ\text{C}$ to $+105^\circ\text{C}$)
- Output form: Nch open-drain output
- Operation temperature range: $T_a = -40^\circ\text{C}$ to $+105^\circ\text{C}$
- Lead-free (Sn 100%), halogen-free
- Withstand 45 V load dump
- AEC-Q100 qualified*2

*1. When "available" is selected, the hysteresis width can be set in the range of 5.0% to 30.0%.

*2. Contact our sales representatives for details.



S-19100xxxA Series

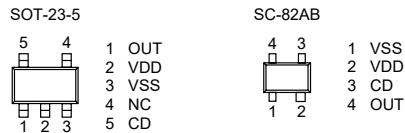
**AUTOMOTIVE, 125°C OPERATION,
10 V VOLTAGE DETECTOR
WITH DELAY FUNCTION (EXTERNAL DELAY TIME SETTING)**

● Features

- Detection voltage: 1.2 V to 4.6 V (0.1 V step)
- Detection voltage accuracy: $\pm 3.0\%$ ($2.4\text{ V} \leq -V_{\text{DET}} \leq 4.6\text{ V}$, $T_a = -40^\circ\text{C}$ to $+125^\circ\text{C}$)
 $\pm(2.5\% + 12\text{ mV})$ ($1.2\text{ V} \leq -V_{\text{DET}} < 2.4\text{ V}$, $T_a = -40^\circ\text{C}$ to $+125^\circ\text{C}$)
270 nA typ. ($1.2\text{ V} \leq -V_{\text{DET}} < 2.3\text{ V}$)
- Current consumption: 270 nA typ. ($1.2\text{ V} \leq -V_{\text{DET}} < 2.3\text{ V}$)
- Operation voltage range: 0.6 V to 10.0 V (CMOS output product)
- Hysteresis width*1: $5\% \pm 2\%$ ($T_a = -40^\circ\text{C}$ to $+125^\circ\text{C}$)
- Delay time accuracy: $\pm 15\%$ ($C_D = 4.7\text{ nF}$, $T_a = +25^\circ\text{C}$)
- Output form: Nch open-drain output (active "L")
CMOS output (active "L")
- Operation temperature range: $T_a = -40^\circ\text{C}$ to $+125^\circ\text{C}$
- Lead-free (Sn 100%), halogen-free
- AEC-Q100 qualified*2

*1. The product without hysteresis width is also available.

*2. Contact our sales representatives for details.



S-19100xxxH Series

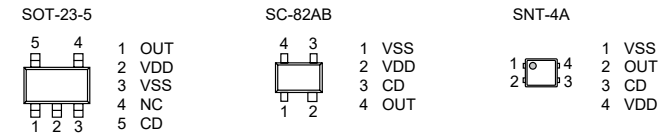
**AUTOMOTIVE, 105°C OPERATION,
10 V VOLTAGE DETECTOR
WITH DELAY FUNCTION (EXTERNAL DELAY TIME SETTING)**

● Features

- Detection voltage: 1.2 V to 4.6 V (0.1 V step)
- Detection voltage accuracy: $\pm 2.5\%$ ($2.4\text{ V} \leq -V_{\text{DET}} \leq 4.6\text{ V}$, $T_a = -40^\circ\text{C}$ to $+105^\circ\text{C}$)
 $\pm(2.0\% + 12\text{ mV})$ ($1.2\text{ V} \leq -V_{\text{DET}} < 2.4\text{ V}$, $T_a = -40^\circ\text{C}$ to $+105^\circ\text{C}$)
270 nA typ. ($1.2\text{ V} \leq -V_{\text{DET}} < 2.3\text{ V}$)
- Current consumption: 270 nA typ. ($1.2\text{ V} \leq -V_{\text{DET}} < 2.3\text{ V}$)
- Operation voltage range: 0.6 V to 10.0 V (CMOS output product)
- Hysteresis width*1: $5\% \pm 2\%$ ($T_a = -40^\circ\text{C}$ to $+105^\circ\text{C}$)
- Delay time accuracy: $\pm 15\%$ ($C_D = 4.7\text{ nF}$, $T_a = +25^\circ\text{C}$)
- Output form: Nch open-drain output (active "L")
CMOS output (active "L")
- Operation temperature range: $T_a = -40^\circ\text{C}$ to $+105^\circ\text{C}$
- Lead-free (Sn 100%), halogen-free
- AEC-Q100 qualified*2

*1. The product without hysteresis width is also available.

*2. Contact our sales representatives for details.



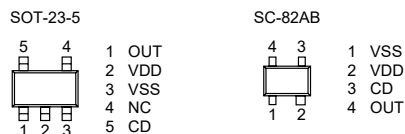
S-19101xxxA Series

**AUTOMOTIVE, 125°C OPERATION,
10 V VOLTAGE DETECTOR
WITH DELAY FUNCTION (EXTERNAL DELAY TIME SETTING)**

● Features

- Detection voltage: 1.2 V to 4.6 V (0.1 V step)
- Detection voltage accuracy: $\pm 3.0\%$ ($2.4\text{ V} \leq -V_{\text{DET}} \leq 4.6\text{ V}$, $T_a = -40^\circ\text{C}$ to $+125^\circ\text{C}$)
 $\pm(2.5\% + 12\text{ mV})$ ($1.2\text{ V} \leq -V_{\text{DET}} < 2.4\text{ V}$, $T_a = -40^\circ\text{C}$ to $+125^\circ\text{C}$)
270 nA typ. ($1.2\text{ V} \leq -V_{\text{DET}} < 2.3\text{ V}$)
- Current consumption: 270 nA typ. ($1.2\text{ V} \leq -V_{\text{DET}} < 2.3\text{ V}$)
- Operation voltage range: 0.6 V to 10.0 V (CMOS output product)
- Delay time accuracy: $\pm 15\%$ ($C_D = 4.7\text{ nF}$, $T_a = +25^\circ\text{C}$)
- Output form: Nch open-drain output (active "L")
CMOS output (active "L")
- Operation temperature range: $T_a = -40^\circ\text{C}$ to $+125^\circ\text{C}$
- Lead-free (Sn 100%), halogen-free
- AEC-Q100 qualified*1

*1. Contact our sales representatives for details.



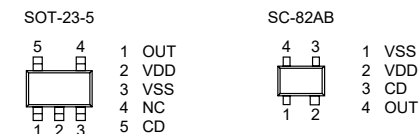
S-19101xxxH Series

**AUTOMOTIVE, 105°C OPERATION,
10 V VOLTAGE DETECTOR
WITH DELAY FUNCTION (EXTERNAL DELAY TIME SETTING)**

● Features

- Detection voltage: 1.2 V to 4.6 V (0.1 V step)
- Detection voltage accuracy: $\pm 2.5\%$ ($2.4\text{ V} \leq -V_{\text{DET}} \leq 4.6\text{ V}$, $T_a = -40^\circ\text{C}$ to $+105^\circ\text{C}$)
 $\pm(2.0\% + 12\text{ mV})$ ($1.2\text{ V} \leq -V_{\text{DET}} < 2.4\text{ V}$, $T_a = -40^\circ\text{C}$ to $+105^\circ\text{C}$)
270 nA typ. ($1.2\text{ V} \leq -V_{\text{DET}} < 2.3\text{ V}$)
- Current consumption: 270 nA typ. ($1.2\text{ V} \leq -V_{\text{DET}} < 2.3\text{ V}$)
- Operation voltage range: 0.6 V to 10.0 V (CMOS output product)
- Delay time accuracy: $\pm 15\%$ ($C_D = 4.7\text{ nF}$, $T_a = +25^\circ\text{C}$)
- Output form: Nch open-drain output (active "L")
CMOS output (active "L")
- Operation temperature range: $T_a = -40^\circ\text{C}$ to $+105^\circ\text{C}$
- Lead-free (Sn 100%), halogen-free
- AEC-Q100 qualified*1

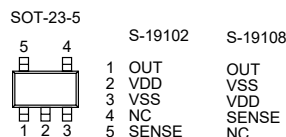
*1. Contact our sales representatives for details.



S-19102/19108 Series**AUTOMOTIVE, 105°C OPERATION,
10 V, SENSE-INPUT VOLTAGE DETECTOR****Features**

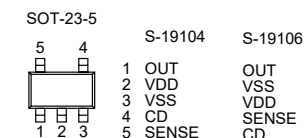
- Detection voltage: 1.0 V to 5.0 V (0.1 V step)
- Detection voltage accuracy: $\pm 3.5\%$ ($2.2\text{ V} \leq -V_{\text{DET(S)}} \leq 5.0\text{ V}$, $T_a = -40^\circ\text{C}$ to $+105^\circ\text{C}$)
 $\pm(2.5\% + 22\text{ mV})$ ($1.0\text{ V} \leq -V_{\text{DET(S)}} < 2.2\text{ V}$, $T_a = -40^\circ\text{C}$ to $+105^\circ\text{C}$)
- Current consumption: 500 nA typ.
- Operation voltage range: 0.95 V to 10.0 V
- Hysteresis width: $5\% \pm 2\%$ ($T_a = -40^\circ\text{C}$ to $+105^\circ\text{C}$)
- Output form: Nch open-drain output (Active "L")
CMOS output (Active "L")
- Operation temperature range: $T_a = -40^\circ\text{C}$ to $+105^\circ\text{C}$
- Lead-free (Sn 100%), halogen-free
- AEC-Q100 qualified*1

*1. Contact our sales representatives for details.

**S-19104/19106 Series****AUTOMOTIVE, 105°C OPERATION,
10 V, SENSE-INPUT VOLTAGE DETECTOR
WITH DELAY FUNCTION (EXTERNAL DELAY TIME SETTING)****Features**

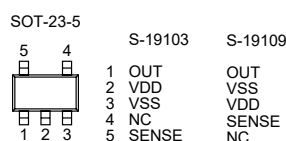
- Detection voltage: 1.0 V to 5.0 V (0.1 V step)
- Detection voltage accuracy: $\pm 3.5\%$ ($2.2\text{ V} \leq -V_{\text{DET(S)}} \leq 5.0\text{ V}$, $T_a = -40^\circ\text{C}$ to $+105^\circ\text{C}$)
 $\pm(2.5\% + 22\text{ mV})$ ($1.0\text{ V} \leq -V_{\text{DET(S)}} < 2.2\text{ V}$, $T_a = -40^\circ\text{C}$ to $+105^\circ\text{C}$)
- Current consumption: 500 nA typ.
- Operation voltage range: 0.95 V to 10.0 V
- Hysteresis width: $5\% \pm 2\%$ ($T_a = -40^\circ\text{C}$ to $+105^\circ\text{C}$)
- Release delay time accuracy: $\pm 34\%$ ($C_D = 4.7\text{ nF}$, $T_a = -40^\circ\text{C}$ to $+105^\circ\text{C}$)
- Output form: Nch open drain output (Active "L")
CMOS output (Active "L")
- Operation temperature range: $T_a = -40^\circ\text{C}$ to $+105^\circ\text{C}$
- Lead-free (Sn 100%), halogen-free
- AEC-Q100 qualified*1

*1. Contact our sales representatives for details.

**S-19103/19109 Series****AUTOMOTIVE, 105°C OPERATION,
10 V, SENSE-INPUT VOLTAGE DETECTOR****Features**

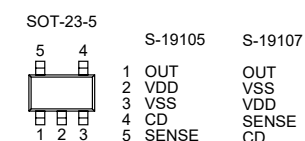
- Detection voltage: 1.0 V to 5.0 V (0.1 V step)
- Detection voltage accuracy: $\pm 3.5\%$ ($2.2\text{ V} \leq -V_{\text{DET(S)}} \leq 5.0\text{ V}$, $T_a = -40^\circ\text{C}$ to $+105^\circ\text{C}$)
 $\pm(2.5\% + 22\text{ mV})$ ($1.0\text{ V} \leq -V_{\text{DET(S)}} < 2.2\text{ V}$, $T_a = -40^\circ\text{C}$ to $+105^\circ\text{C}$)
- Current consumption: 500 nA typ.
- Operation voltage range: 0.95 V to 10.0 V
- Output form: Nch open-drain output (Active "L")
CMOS output (Active "L")
- Operation temperature range: $T_a = -40^\circ\text{C}$ to $+105^\circ\text{C}$
- Lead-free (Sn 100%), halogen-free
- AEC-Q100 qualified*1

*1. Contact our sales representatives for details.

**S-19105/19107 Series****AUTOMOTIVE, 105°C OPERATION,
10 V, SENSE-INPUT VOLTAGE DETECTOR
WITH DELAY FUNCTION (EXTERNAL DELAY TIME SETTING)****Features**

- Detection voltage: 1.0 V to 5.0 V (0.1 V step)
- Detection voltage accuracy: $\pm 3.5\%$ ($2.2\text{ V} \leq -V_{\text{DET(S)}} \leq 5.0\text{ V}$, $T_a = -40^\circ\text{C}$ to $+105^\circ\text{C}$)
 $\pm(2.5\% + 22\text{ mV})$ ($1.0\text{ V} \leq -V_{\text{DET(S)}} < 2.2\text{ V}$, $T_a = -40^\circ\text{C}$ to $+105^\circ\text{C}$)
- Current consumption: 500 nA typ.
- Operation voltage range: 0.95 V to 10.0 V
- Release delay time accuracy: $\pm 34\%$ ($C_D = 4.7\text{ nF}$, $T_a = -40^\circ\text{C}$ to $+105^\circ\text{C}$)
- Output form: Nch open-drain output (Active "L")
CMOS output (Active "L")
- Operation temperature range: $T_a = -40^\circ\text{C}$ to $+105^\circ\text{C}$
- Lead-free (Sn 100%), halogen-free
- AEC-Q100 qualified*1

*1. Contact our sales representatives for details.



S-191L/191NxxxxS Series

**AUTOMOTIVE, 150°C OPERATION, 36 V,
SUPPLY VOLTAGE DIVIDED OUTPUT, WINDOW VOLTAGE DETECTOR
WITH SENSE PIN REVERSE CONNECTION PROTECTION**

● Features

Detector block

- Detection voltage: Undervoltage detection voltage 4.0 V to 10.0 V (0.05 V step)
Overvoltage detection voltage 16.0 V to 18.0 V (0.1 V step)
- Detection voltage accuracy: Undervoltage detection voltage $\pm 2.0\%$
Overvoltage detection voltage $\pm 2.0\%$
- Hysteresis width selectable from "Available" / "Unavailable": "Available": 5.0%, 10.0%
"Unavailable": 0%
- Release delay time accuracy: $\pm 20\%$ ($C_D = 3.3$ nF)
- Output form: Nch open-drain output

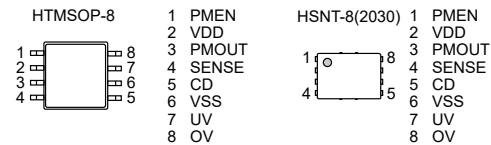
Supply voltage divider block

- Output voltage: $V_{PMOUT} = V_{SENSE}/6$ (S-191L Series L / M / N type)
 $V_{PMOUT} = V_{SENSE}/8$ (S-191L Series P / Q / R type)
 $V_{PMOUT} = V_{SENSE}/12$ (S-191N Series L / M / N type)
 $V_{PMOUT} = V_{SENSE}/14$ (S-191N Series P / Q / R type)
- Output capacitor (C_{PM}): A ceramic capacitor can be used (0.1 μ F to 0.22 μ F).
- Built-in enable circuit: Ensures long battery life.

Overall

- Current consumption: During supply voltage divided output operates 1.3 μ A typ.
During supply voltage divided output stops 0.9 μ A typ.
- Built-in reverse connection protection circuit: Reduces current in the SENSE pin during a reverse connection.
- Operation voltage range: 3.0 V to 36.0 V
- Operation temperature range: $T_a = -40^\circ\text{C}$ to $+150^\circ\text{C}$
- Lead-free (Sn 100%), halogen-free
- Withstand 45 V load dump
- AEC-Q100 qualified*1

*1. Contact our sales representatives for details.



S-191L/191NxxxxA Series

**AUTOMOTIVE, 125°C OPERATION, 36 V,
SUPPLY VOLTAGE DIVIDED OUTPUT, WINDOW VOLTAGE DETECTOR
WITH SENSE PIN REVERSE CONNECTION PROTECTION**

● Features

Detector block

- Detection voltage: Undervoltage detection voltage 4.0 V to 10.0 V (0.05 V step)
Overvoltage detection voltage 16.0 V to 18.0 V (0.1 V step)
- Detection voltage accuracy: Undervoltage detection voltage $\pm 1.5\%$
Overvoltage detection voltage $\pm 1.5\%$
- Hysteresis width selectable from "Available" / "Unavailable": "Available": 5.0%, 10.0%
"Unavailable": 0%
- Release delay time accuracy: $\pm 15\%$ ($C_D = 3.3$ nF)
- Output form: Nch open-drain output

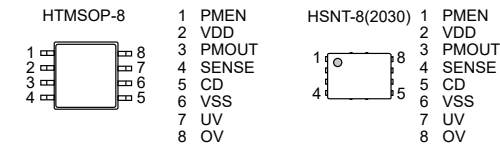
Supply voltage divider block

- Output voltage: $V_{PMOUT} = V_{SENSE}/6$ (S-191L Series L / M / N type)
 $V_{PMOUT} = V_{SENSE}/8$ (S-191L Series P / Q / R type)
 $V_{PMOUT} = V_{SENSE}/12$ (S-191N Series L / M / N type)
 $V_{PMOUT} = V_{SENSE}/14$ (S-191N Series P / Q / R type)
- Output capacitor (C_{PM}): A ceramic capacitor can be used (0.1 μ F to 0.22 μ F).
- Built-in enable circuit: Ensures long battery life.

Overall

- Current consumption: During supply voltage divided output operates 1.3 μ A typ.
During supply voltage divided output stops 0.9 μ A typ.
- Built-in reverse connection protection circuit: Reduces current in the SENSE pin during a reverse connection.
- Operation voltage range: 3.0 V to 36.0 V
- Operation temperature range: $T_a = -40^\circ\text{C}$ to $+125^\circ\text{C}$
- Lead-free (Sn 100%), halogen-free
- Withstand 45 V load dump
- AEC-Q100 qualified*1

*1. Contact our sales representatives for details.



S-191L/191NxxxxH Series

**AUTOMOTIVE, 105°C OPERATION, 36 V,
SUPPLY VOLTAGE DIVIDED OUTPUT, WINDOW VOLTAGE DETECTOR
WITH SENSE PIN REVERSE CONNECTION PROTECTION**

Features

Detector block

- Detection voltage: Undervoltage detection voltage 4.0 V to 10.0 V (0.05 V step)
Overvoltage detection voltage 16.0 V to 18.0 V (0.1 V step)
- Detection voltage accuracy: Undervoltage detection voltage $\pm 1.5\%$
Overvoltage detection voltage $\pm 1.5\%$
- Hysteresis width selectable from "Available" / "Unavailable": "Available": 5.0%, 10.0%
"Unavailable": 0%
- Release delay time accuracy: $\pm 15\%$ ($C_D = 3.3$ nF)
- Output form: Nch open-drain output

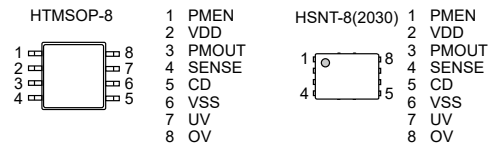
Supply voltage divider block

- Output voltage: $V_{PMOUT} = V_{SENSE}/6$ (S-191L Series L / M / N type)
 $V_{PMOUT} = V_{SENSE}/8$ (S-191L Series P / Q / R type)
 $V_{PMOUT} = V_{SENSE}/12$ (S-191N Series L / M / N type)
 $V_{PMOUT} = V_{SENSE}/14$ (S-191N Series P / Q / R type)
A ceramic capacitor can be used (0.1 μ F to 0.22 μ F).
Ensures long battery life.
- Output capacitor (C_{PM}):
- Built-in enable circuit:

Overall

- Current consumption: During supply voltage divided output operates 1.3 μ A typ.
During supply voltage divided output stops 0.9 μ A typ.
- Built-in reverse connection protection circuit: Reduces current in the SENSE pin during a reverse connection.
- Operation voltage range: 3.0 V to 36.0 V
- Operation temperature range: $T_a = -40^\circ\text{C}$ to $+105^\circ\text{C}$
- Lead-free (Sn 100%), halogen-free
- Withstand 45 V load dump
- AEC-Q100 qualified^{*1}

*1. Contact our sales representatives for details.



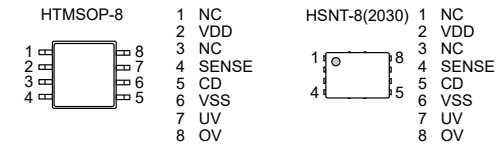
S-191ExxxxS Series

**AUTOMOTIVE, 150°C OPERATION, 36 V,
WINDOW VOLTAGE DETECTOR
WITH SENSE PIN REVERSE CONNECTION PROTECTION**

Features

- Detection voltage: Undervoltage detection voltage 4.0 V to 10.0 V (0.05 V step)
Overvoltage detection voltage 16.0 V to 18.0 V (0.1 V step)
- Detection voltage accuracy: Undervoltage detection voltage $\pm 2.0\%$
Overvoltage detection voltage $\pm 2.0\%$
- Hysteresis width selectable from "Available" / "Unavailable": "Available": 5.0%, 10.0%
"Unavailable": 0%
- Release delay time accuracy: $\pm 20\%$ ($C_D = 3.3$ nF)
- Current consumption: 0.9 μ A typ.
- Output form: Nch open-drain output
- Built-in reverse connection protection circuit: Reduces current in the SENSE pin during a reverse connection.
- Operation voltage range: 3.0 V to 36.0 V
- Operation temperature range: $T_a = -40^\circ\text{C}$ to $+150^\circ\text{C}$
- Lead-free (Sn 100%), halogen-free
- Withstand 45 V load dump
- AEC-Q100 qualified^{*1}

*1. Contact our sales representatives for details.




S-191ExxxxA Series

**AUTOMOTIVE, 125°C OPERATION, 36 V,
WINDOW VOLTAGE DETECTOR
WITH SENSE PIN REVERSE CONNECTION PROTECTION**

Features

- Detection voltage: Undervoltage detection voltage 4.0 V to 10.0 V (0.05 V step)
Overvoltage detection voltage 16.0 V to 18.0 V (0.1 V step)
- Detection voltage accuracy: Undervoltage detection voltage $\pm 1.5\%$
Overvoltage detection voltage $\pm 1.5\%$
- Hysteresis width selectable from "Available" / "Unavailable": "Available": 5.0%, 10.0%
"Unavailable": 0%
- Release delay time accuracy: $\pm 15\%$ ($C_D = 3.3$ nF)
- Current consumption: 0.9 μ A typ.
- Output form: Nch open-drain output
- Built-in reverse connection protection circuit: Reduces current in the SENSE pin during a reverse connection.
- Operation voltage range: 3.0 V to 36.0 V
- Operation temperature range: $T_a = -40^\circ\text{C}$ to $+125^\circ\text{C}$
- Lead-free (Sn 100%), halogen-free
- Withstand 45 V load dump
- AEC-Q100 qualified^{*1}

*1. Contact our sales representatives for details.



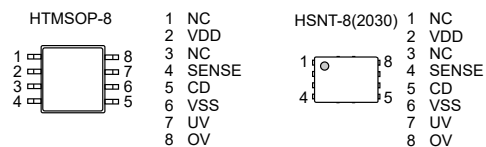
S-191ExxxxH Series

**AUTOMOTIVE, 105°C OPERATION, 36 V,
WINDOW VOLTAGE DETECTOR
WITH SENSE PIN REVERSE CONNECTION PROTECTION**

Features

- Detection voltage: Undervoltage detection voltage 4.0 V to 10.0 V (0.05 V step)
Overvoltage detection voltage 16.0 V to 18.0 V (0.1 V step)
- Detection voltage accuracy: Undervoltage detection voltage $\pm 1\%$
Overvoltage detection voltage $\pm 1\%$
- Hysteresis width selectable from "Available" / "Unavailable": "Available": 5.0%, 10.0%
"Unavailable": 0%
- Release delay time accuracy: $\pm 15\%$ ($C_D = 3.3\text{ nF}$)
- Current consumption: 0.9 μA typ.
- Output form: Nch open-drain output
- Built-in reverse connection protection circuit: Reduces current in the SENSE pin during a reverse connection.
- Operation voltage range: 3.0 V to 36.0 V
- Operation temperature range: $T_a = -40^\circ\text{C}$ to $+105^\circ\text{C}$
- Lead-free (Sn 100%), halogen-free
- Withstand 45 V load dump
- AEC-Q100 qualified*1

*1. Contact our sales representatives for details.



S-19117/19119xxxS Series

**AUTOMOTIVE, 150°C OPERATION, 36 V,
SUPPLY VOLTAGE DIVIDED OUTPUT, VOLTAGE DETECTOR
WITH SENSE PIN REVERSE CONNECTION PROTECTION**

Features

- Detection voltage: 4.0 V to 10.0 V (0.05 V step)
- Detection voltage accuracy: $\pm 2.0\%$
- Hysteresis width selectable from "Available" / "Unavailable": "Available": 5.0%, 10.0%
"Unavailable": 0%
- Release delay time accuracy: $\pm 20\%$ ($C_D = 3.3\text{ nF}$)
- Output form: Nch open-drain output

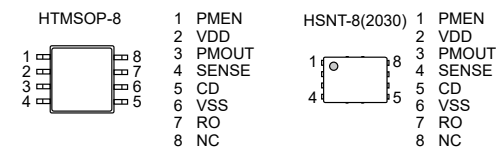
Supply voltage divider block

- Output voltage: $V_{PMOUT} = V_{SENSE}/6$ (S-19117 Series L / M / N type)
 $V_{PMOUT} = V_{SENSE}/8$ (S-19117 Series P / Q / R type)
 $V_{PMOUT} = V_{SENSE}/12$ (S-19119 Series L / M / N type)
 $V_{PMOUT} = V_{SENSE}/14$ (S-19119 Series P / Q / R type)
A ceramic capacitor can be used (0.1 μF to 0.22 μF).
Ensures long battery life.
- Output capacitor (C_{PM}):
- Built-in enable circuit:

Overall

- Current consumption: During supply voltage divided output operates 1.15 μA typ.
During supply voltage divided output stops 0.75 μA typ.
- Built-in reverse connection protection circuit: Reduces current in the SENSE pin during a reverse connection.
- Operation voltage range: 3.0 V to 36.0 V
- Operation temperature range: $T_a = -40^\circ\text{C}$ to $+150^\circ\text{C}$
- Lead-free (Sn 100%), halogen-free
- Withstand 45 V load dump
- AEC-Q100 qualified*1

*1. Contact our sales representatives for details.



S-19117/19119xxxA Series

**AUTOMOTIVE, 125°C OPERATION, 36 V,
SUPPLY VOLTAGE DIVIDED OUTPUT, VOLTAGE DETECTOR
WITH SENSE PIN REVERSE CONNECTION PROTECTION**

Features

Detector block

- Detection voltage: 4.0 V to 10.0 V (0.05 V step)
- Detection voltage accuracy: ±1.5%
- Hysteresis width selectable from "Available" / "Unavailable": "Available": 5.0%, 10.0%
"Unavailable": 0%
- Release delay time accuracy: ±15% ($C_D = 3.3$ nF)
- Output form: Nch open-drain output

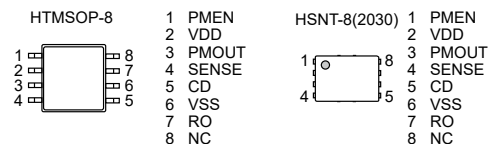
Supply voltage divider block

- Output voltage: $V_{PMOUT} = V_{SENSE}/6$ (S-19117 Series L / M / N type)
 $V_{PMOUT} = V_{SENSE}/8$ (S-19117 Series P / Q / R type)
 $V_{PMOUT} = V_{SENSE}/12$ (S-19119 Series L / M / N type)
 $V_{PMOUT} = V_{SENSE}/14$ (S-19119 Series P / Q / R type)
A ceramic capacitor can be used (0.1 μF to 0.22 μF).
- Output capacitor (C_{PM}): A ceramic capacitor can be used (0.1 μF to 0.22 μF).
- Built-in enable circuit: Ensures long battery life.

Overall

- Current consumption: During supply voltage divided output operates 1.15 μA typ.
During supply voltage divided output stops 0.75 μA typ.
- Built-in reverse connection protection circuit: Reduces current in the SENSE pin during a reverse connection.
- Operation voltage range: 3.0 V to 36.0 V
- Operation temperature range: $T_a = -40^\circ\text{C}$ to $+125^\circ\text{C}$
- Lead-free (Sn 100%), halogen-free
- Withstand 45 V load dump
- AEC-Q100 qualified*1

*1. Contact our sales representatives for details.



S-19117/19119xxxH Series

**AUTOMOTIVE, 105°C OPERATION, 36 V,
SUPPLY VOLTAGE DIVIDED OUTPUT, VOLTAGE DETECTOR
WITH SENSE PIN REVERSE CONNECTION PROTECTION**

Features

Detector block

- Detection voltage: 4.0 V to 10.0 V (0.05 V step)
- Detection voltage accuracy: ±1.5%
- Hysteresis width selectable from "Available" / "Unavailable": "Available": 5.0%, 10.0%
"Unavailable": 0%
- Release delay time accuracy: ±15% ($C_D = 3.3$ nF)
- Output form: Nch open-drain output

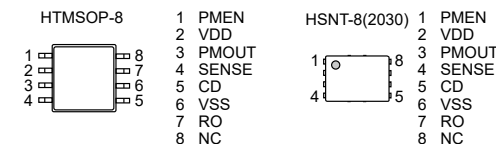
Supply voltage divider block

- Output voltage: $V_{PMOUT} = V_{SENSE}/6$ (S-19117 Series L / M / N type)
 $V_{PMOUT} = V_{SENSE}/8$ (S-19117 Series P / Q / R type)
 $V_{PMOUT} = V_{SENSE}/12$ (S-19119 Series L / M / N type)
 $V_{PMOUT} = V_{SENSE}/14$ (S-19119 Series P / Q / R type)
A ceramic capacitor can be used (0.1 μF to 0.22 μF).
- Output capacitor (C_{PM}): A ceramic capacitor can be used (0.1 μF to 0.22 μF).
- Built-in enable circuit: Ensures long battery life.

Overall

- Current consumption: During supply voltage divided output operates 1.15 μA typ.
During supply voltage divided output stops 0.75 μA typ.
- Built-in reverse connection protection circuit: Reduces current in the SENSE pin during a reverse connection.
- Operation voltage range: 3.0 V to 36.0 V
- Operation temperature range: $T_a = -40^\circ\text{C}$ to $+105^\circ\text{C}$
- Lead-free (Sn 100%), halogen-free
- Withstand 45 V load dump
- AEC-Q100 qualified*1

*1. Contact our sales representatives for details.



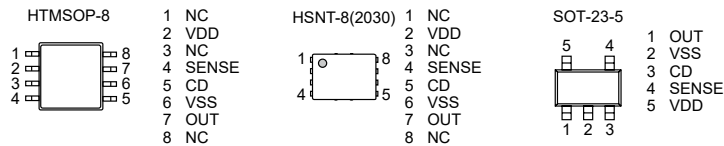
S-19113xxxS Series

AUTOMOTIVE, 150°C OPERATION, 36 V, VOLTAGE DETECTOR WITH SENSE PIN REVERSE CONNECTION PROTECTION, DELAY FUNCTION (EXTERNAL DELAY TIME SETTING)

Features

- Detection voltage: 4.0 V to 10.0 V (0.05 V step)
- Detection voltage accuracy: $\pm 2.0\%$
- Hysteresis width selectable from "Available" / "Unavailable": "Available": 5.0%, 10.0%
"Unavailable": 0%
- Release delay time accuracy: $\pm 20\%$ ($C_D = 3.3$ nF)
- Current consumption: 0.6 μ A typ.
- Output form: Nch open-drain output
- Built-in reverse connection protection circuit: Reduces current in the SENSE pin during a reverse connection.
- Operation voltage range: 3.0 V to 36.0 V
- Operation temperature range: $T_a = -40^\circ\text{C}$ to $+150^\circ\text{C}$
- Lead-free (Sn 100%), halogen-free
- Withstand 45 V load dump
- AEC-Q100 qualified^{*1}

*1. Contact our sales representatives for details.



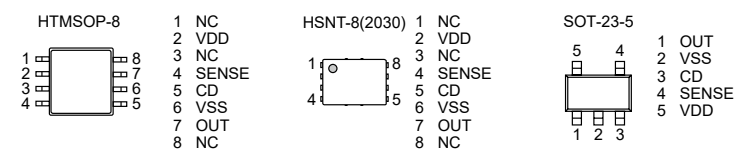
S-19113xxxH Series

AUTOMOTIVE, 105°C OPERATION, 36 V, VOLTAGE DETECTOR WITH SENSE PIN REVERSE CONNECTION PROTECTION, DELAY FUNCTION (EXTERNAL DELAY TIME SETTING)

Features

- Detection voltage: 4.0 V to 10.0 V (0.05 V step)
- Detection voltage accuracy: $\pm 1.5\%$
- Hysteresis width selectable from "Available" / "Unavailable": "Available": 5.0%, 10.0%
"Unavailable": 0%
- Release delay time accuracy: $\pm 15\%$ ($C_D = 3.3$ nF)
- Current consumption: 0.6 μ A typ.
- Output form: Nch open-drain output
- Built-in reverse connection protection circuit: Reduces current in the SENSE pin during a reverse connection.
- Operation voltage range: 3.0 V to 36.0 V
- Operation temperature range: $T_a = -40^\circ\text{C}$ to $+105^\circ\text{C}$
- Lead-free (Sn 100%), halogen-free
- Withstand 45 V load dump
- AEC-Q100 qualified^{*1}

*1. Contact our sales representatives for details.



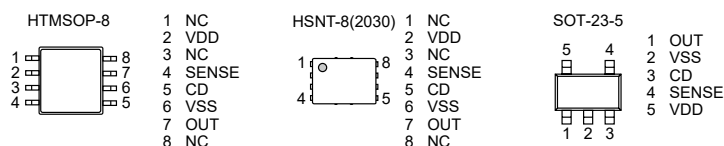
S-19113xxxA Series

AUTOMOTIVE, 125°C OPERATION, 36 V, VOLTAGE DETECTOR WITH SENSE PIN REVERSE CONNECTION PROTECTION, DELAY FUNCTION (EXTERNAL DELAY TIME SETTING)

Features

- Detection voltage: 4.0 V to 10.0 V (0.05 V step)
- Detection voltage accuracy: $\pm 1.5\%$
- Hysteresis width selectable from "Available" / "Unavailable": "Available": 5.0%, 10.0%
"Unavailable": 0%
- Release delay time accuracy: $\pm 15\%$ ($C_D = 3.3$ nF)
- Current consumption: 0.6 μ A typ.
- Output form: Nch open-drain output
- Built-in reverse connection protection circuit: Reduces current in the SENSE pin during a reverse connection.
- Operation voltage range: 3.0 V to 36.0 V
- Operation temperature range: $T_a = -40^\circ\text{C}$ to $+125^\circ\text{C}$
- Lead-free (Sn 100%), halogen-free
- Withstand 45 V load dump
- AEC-Q100 qualified^{*1}

*1. Contact our sales representatives for details.



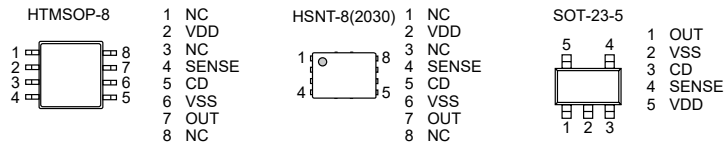
S-19115xxxS Series

**AUTOMOTIVE, 150°C OPERATION, 36 V,
VOLTAGE DETECTOR FOR OVERVOLTAGE DETECTION
WITH DELAY FUNCTION (EXTERNAL DELAY TIME SETTING)**

Features

- Detection voltage: 16.0 V to 18.0 V (0.1 V step)
- Detection voltage accuracy: $\pm 2.0\%$
- Hysteresis width selectable from "Available" / "Unavailable": "Available": 5.0%, 10.0%
"Unavailable": 0%
- Release delay time accuracy: $\pm 20\%$ ($C_D = 3.3$ nF)
- Current consumption: 0.6 μ A typ.
- Output form: Nch open-drain output
- Built-in reverse connection protection circuit: Reduces current in the SENSE pin during a reverse connection.
- Operation voltage range: 3.0 V to 36.0 V
- Operation temperature range: $T_a = -40^\circ\text{C}$ to $+150^\circ\text{C}$
- Lead-free (Sn 100%), halogen-free
- Withstand 45 V load dump
- AEC-Q100 qualified^{*1}

*1. Contact our sales representatives for details.



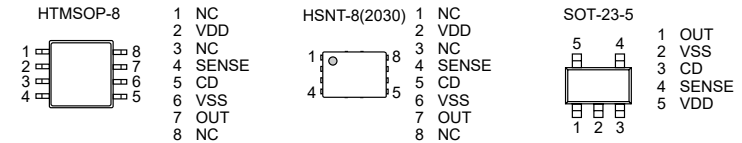
S-19115xxxH Series

**AUTOMOTIVE, 105°C OPERATION, 36 V,
VOLTAGE DETECTOR FOR OVERVOLTAGE DETECTION
WITH DELAY FUNCTION (EXTERNAL DELAY TIME SETTING)**

Features

- Detection voltage: 16.0 V to 18.0 V (0.1 V step)
- Detection voltage accuracy: $\pm 1.5\%$
- Hysteresis width selectable from "Available" / "Unavailable": "Available": 5.0%, 10.0%
"Unavailable": 0%
- Release delay time accuracy: $\pm 15\%$ ($C_D = 3.3$ nF)
- Current consumption: 0.6 μ A typ.
- Output form: Nch open-drain output
- Built-in reverse connection protection circuit: Reduces current in the SENSE pin during a reverse connection.
- Operation voltage range: 3.0 V to 36.0 V
- Operation temperature range: $T_a = -40^\circ\text{C}$ to $+105^\circ\text{C}$
- Lead-free (Sn 100%), halogen-free
- Withstand 45 V load dump
- AEC-Q100 qualified^{*1}

*1. Contact our sales representatives for details.



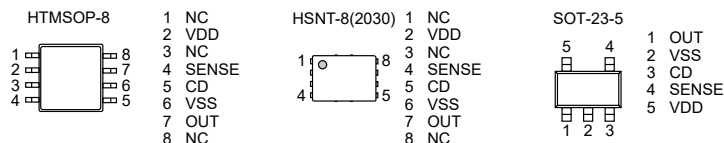
S-19115xxxA Series

**AUTOMOTIVE, 125°C OPERATION, 36 V,
VOLTAGE DETECTOR FOR OVERVOLTAGE DETECTION
WITH DELAY FUNCTION (EXTERNAL DELAY TIME SETTING)**

Features

- Detection voltage: 16.0 V to 18.0 V (0.1 V step)
- Detection voltage accuracy: $\pm 1.5\%$
- Hysteresis width selectable from "Available" / "Unavailable": "Available": 5.0%, 10.0%
"Unavailable": 0%
- Release delay time accuracy: $\pm 15\%$ ($C_D = 3.3$ nF)
- Current consumption: 0.6 μ A typ.
- Output form: Nch open-drain output
- Built-in reverse connection protection circuit: Reduces current in the SENSE pin during a reverse connection.
- Operation voltage range: 3.0 V to 36.0 V
- Operation temperature range: $T_a = -40^\circ\text{C}$ to $+125^\circ\text{C}$
- Lead-free (Sn 100%), halogen-free
- Withstand 45 V load dump
- AEC-Q100 qualified^{*1}

*1. Contact our sales representatives for details.



S-19500/19501 Series

**AUTOMOTIVE, 125°C OPERATION,
36 V INPUT, 200 mA, BUILT-IN WATCHDOG TIMER
VOLTAGE REGULATOR WITH RESET FUNCTION**

Features

Regulator block

- Output voltage: 3.0 V to 5.3 V, selectable in 0.1 V step
- Input voltage: 4.0 V to 36.0 V
- Output voltage accuracy: $\pm 2.0\%$ ($T_J = -40^\circ\text{C}$ to $+150^\circ\text{C}$)
- Dropout voltage: 120 mV typ. (5.0 V output product, $I_{OUT} = 100$ mA)
- Output current: Possible to output 200 mA ($V_{IN} = V_{OUT(S)} + 1.0$ V)^{*1}
- Input and output capacitors: A ceramic capacitor of 2.2 μF or more can be used.
- Ripple rejection: 70 dB typ. ($f = 100$ Hz)
- Built-in overcurrent protection circuit: Limits overcurrent of output transistor.
- Built-in thermal shutdown circuit: Detection temperature 170°C typ.

Detector block

- Detection voltage: 2.6 V to 5.0 V, selectable in 0.1 V step
- Detection voltage accuracy: ± 100 mV ($T_J = -40^\circ\text{C}$ to $+150^\circ\text{C}$)
- Hysteresis width: 0.12 V min.
- Release delay time is adjustable^{*2}: 18 ms typ. ($C_{DLY} = 47$ nF)

Watchdog timer block

- Watchdog activation current is adjustable: 1.5 mA typ. (WADJ pin is open)
- Watchdog trigger time is adjustable^{*2}: 43 ms typ. ($C_{DLY} = 47$ nF)
- Product type is selectable: S-19500 Series (Product with WEN pin (Output: WO / RO pin))
S-19501 Series (Product without WEN pin (Output: WO pin and RO pin))
- Autonomous watchdog operation function: Watchdog timer operates due to detection of load current.
- Watchdog mode: Time-out mode

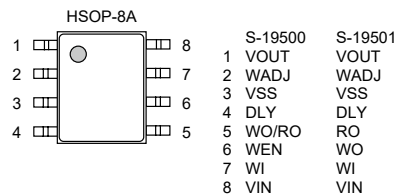
Overall

- Current consumption: 60 μA typ. ($I_{OUT} = 0$ mA, During the watchdog timer deactivation)
75 μA typ. ($I_{OUT} \leq 5$ mA, During the watchdog timer activation)
 $T_a = -40^\circ\text{C}$ to $+125^\circ\text{C}$
- Operation temperature range:
- Lead-free (Sn 100%), halogen-free
- Withstand 45 V load dump
- AEC-Q100 qualified^{*3}

*1. Please make sure that the loss of the IC will not exceed the power dissipation when the output current is large.

*2. The release delay time and the watchdog trigger time can be adjusted by connecting C_{DLY} to the DLY pin.

*3. Contact our sales representatives for details.



S-19504/19505 Series

**AUTOMOTIVE, 125°C OPERATION,
36 V INPUT, 250 mA, BUILT-IN WATCHDOG TIMER
VOLTAGE REGULATOR WITH RESET FUNCTION**

Features

Regulator block

- Output voltage: 3.3 V, 5.0 V
- Input voltage: 3.0 V to 36.0 V
- Output voltage accuracy: $\pm 2.0\%$ ($T_J = -40^\circ\text{C}$ to $+150^\circ\text{C}$)
- Dropout voltage: 100 mV typ. (5.0 V output product, $I_{OUT} = 100$ mA)
- Output current: Possible to output 250 mA ($V_{IN} = V_{OUT(S)} + 1.0$ V)^{*1}
- Input and output capacitors: A ceramic capacitor of 1.0 μF or more can be used.
- Built-in overcurrent protection circuit: Limits overcurrent of output transistor.
- Built-in thermal shutdown circuit: Detection temperature 170°C typ.

Detector block

- Detection voltage: 2.6 V to 4.7 V, selectable in 0.1 V step
- Detection voltage accuracy: $\pm 2.0\%$ ($T_J = -40^\circ\text{C}$ to $+150^\circ\text{C}$)
- Hysteresis width: 0.12 V min.
- Release delay time is adjustable^{*2}: 20 ms typ. ($C_{DLY} = 10$ nF)

Watchdog timer block

- Watchdog activation current is adjustable: 1.5 mA typ. (WADJ pin is open)
- Watchdog trigger time is adjustable^{*2}: 46 ms typ. ($C_{DLY} = 10$ nF)
- Product type is selectable: S-19504 Series (Product with WEN pin (Output: WO / RO pin))
S-19505 Series (Product without WEN pin (Output: WO pin and RO pin))
- Autonomous watchdog operation function: Watchdog timer operates due to detection of load current.
- Watchdog mode: Time-out mode

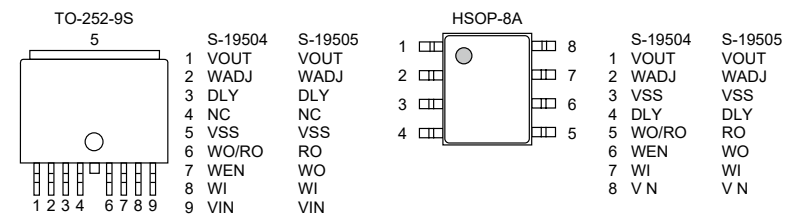
Overall

- Current consumption: 3.0 μA typ. (During watchdog timer deactivation)
5.0 μA typ. (During watchdog timer activation)
 $T_a = -40^\circ\text{C}$ to $+125^\circ\text{C}$
- Operation temperature range:
- Lead-free (Sn 100%), halogen-free
- Withstand 45 V load dump
- AEC-Q100 qualified^{*3}

*1. Please make sure that the loss of the IC will not exceed the power dissipation when the output current is large.

*2. The release delay time and the watchdog trigger time can be adjusted by connecting C_{DLY} to the DLY pin.

*3. Contact our sales representatives for details.



S-19514/19515 Series

**AUTOMOTIVE, 125°C OPERATION,
36 V INPUT, 250 mA, BUILT-IN WINDOW WATCHDOG TIMER
VOLTAGE REGULATOR WITH RESET FUNCTION**

● Features

Regulator block

- Output voltage: 3.3 V, 5.0 V
- Input voltage: 3.0 V to 36.0 V
- Output voltage accuracy: $\pm 2.0\%$ ($T_j = -40^\circ\text{C}$ to $+150^\circ\text{C}$)
- Dropout voltage: 100 mV typ. (5.0 V output product, $I_{OUT} = 100$ mA)
- Output current: Possible to output 250 mA ($V_{IN} = V_{OUT(S)} + 1.0$ V)^{*1}
- Input and output capacitors: A ceramic capacitor of 1.0 μF or more can be used.
- Built-in overcurrent protection circuit: Limits overcurrent of output transistor.
- Built-in thermal shutdown circuit: Detection temperature 170°C typ.

Detector block

- Detection voltage: 2.6 V to 4.7 V, selectable in 0.1 V step
- Detection voltage accuracy: $\pm 2.0\%$ ($T_j = -40^\circ\text{C}$ to $+150^\circ\text{C}$)
- Hysteresis width: 0.12 V min.
- Release delay time is adjustable^{*2}: 20 ms typ. ($C_{DLY} = 10$ nF)

Watchdog timer block

- Watchdog activation current is adjustable: 1.5 mA typ. (WADJ pin is open)
- Watchdog trigger time is adjustable^{*2}: 46 ms typ. ($C_{DLY} = 10$ nF)
- Product type is selectable: S-19514 Series (Product with WEN pin (Output: WO / RO pin))
S-19515 Series (Product without WEN pin (Output: WO pin and RO pin))
- Autonomous watchdog operation function: Watchdog timer operates due to detection of load current.
- Watchdog mode: Window mode

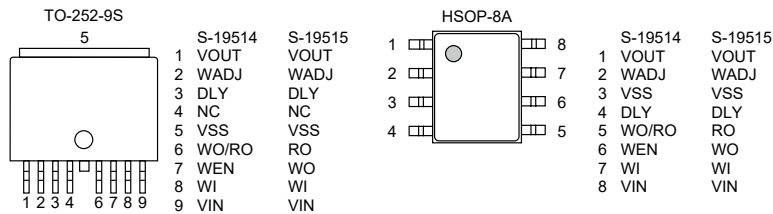
Overall

- Current consumption: 3.0 μA typ. (During watchdog timer deactivation)
5.0 μA typ. (During watchdog timer activation)
- Operation temperature range: $T_a = -40^\circ\text{C}$ to $+125^\circ\text{C}$
- Lead-free (Sn 100%), halogen-free
- Withstand 45 V load dump
- AEC-Q100 qualified^{*3}

*1. Please make sure that the loss of the IC will not exceed the power dissipation when the output current is large.

*2. The release delay time and the watchdog trigger time can be adjusted by connecting C_{DLY} to the DLY pin.

*3. Contact our sales representatives for details.



S-19518 Series

**AUTOMOTIVE, 125°C OPERATION,
36 V INPUT, 250 mA, BUILT-IN WINDOW WATCHDOG TIMER
VOLTAGE REGULATOR WITH RESET FUNCTION**

● Features

Regulator block

- Output voltage: 3.3 V, 5.0 V
- Input voltage: 3.0 V to 36.0 V
- Output voltage accuracy: $\pm 2.0\%$ ($T_j = -40^\circ\text{C}$ to $+150^\circ\text{C}$)
- Dropout voltage: 100 mV typ. (5.0 V output product, $I_{OUT} = 100$ mA)
- Output current: Possible to output 250 mA ($V_{IN} = V_{OUT(S)} + 1.0$ V)^{*1}
- Input and output capacitors: A ceramic capacitor of 1.0 μF or more can be used.
- Built-in overcurrent protection circuit: Limits overcurrent of output transistor.
- Built-in thermal shutdown circuit: Detection temperature 170°C typ.
- Built-in ON / OFF circuit: Ensures long battery life.

Detector block

- Detection voltage: 2.6 V to 4.7 V, selectable in 0.1 V step
- Detection voltage accuracy: $\pm 2.0\%$ ($T_j = -40^\circ\text{C}$ to $+150^\circ\text{C}$)
- Hysteresis width: 0.12 V min.
- Release delay time is adjustable^{*2}: 20 ms typ. ($C_{DLY} = 10$ nF)

Watchdog timer block

- Watchdog activation current: 1.5 mA typ.
- Watchdog trigger time is adjustable^{*2}: 46 ms typ. ($C_{DLY} = 10$ nF)
- Autonomous watchdog operation function: Watchdog timer operates due to detection of load current.
- Watchdog mode: Window mode

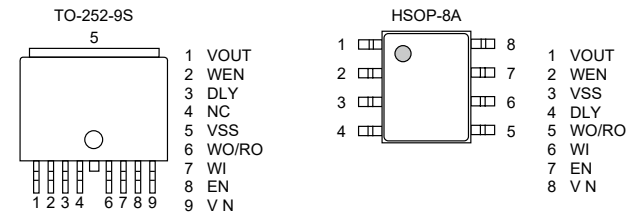
Overall

- Current consumption: 3.2 μA typ. (During regulator operation, during watchdog timer deactivation)
0.1 μA typ. (During regulator stop)
- Operation temperature range: $T_a = -40^\circ\text{C}$ to $+125^\circ\text{C}$
- Lead-free (Sn 100%), halogen-free
- Withstand 45 V load dump
- AEC-Q100 qualified^{*3}

*1. Please make sure that the loss of the IC will not exceed the power dissipation when the output current is large.

*2. The release delay time and the watchdog trigger time can be adjusted by connecting C_{DLY} to the DLY pin.

*3. Contact our sales representatives for details.



S-19502/19503 Series

**AUTOMOTIVE, 125°C OPERATION,
36 V INPUT, 400 mA, BUILT-IN WATCHDOG TIMER
VOLTAGE REGULATOR WITH RESET FUNCTION**

Features

Regulator block

- Output voltage: 3.0 V to 5.3 V, selectable in 0.1 V step
- Input voltage: 4.0 V to 36.0 V
- Output voltage accuracy: $\pm 2.0\%$ ($T_j = -40^\circ\text{C}$ to $+150^\circ\text{C}$)
- Dropout voltage: 120 mV typ. (5.0 V output product, $I_{OUT} = 100$ mA)
- Output current: Possible to output 400 mA ($V_{IN} = V_{OUT(S)} + 1.0$ V)^{*1}
- Input and output capacitors: A ceramic capacitor of 2.2 μF or more can be used.
- Ripple rejection: 70 dB typ. ($f = 100$ Hz)
- Built-in overcurrent protection circuit: Limits overcurrent of output transistor.
- Built-in thermal shutdown circuit: Detection temperature 170°C typ.

Detector block

- Detection voltage: 2.6 V to 5.0 V, selectable in 0.1 V step
- Detection voltage accuracy: ± 100 mV ($T_j = -40^\circ\text{C}$ to $+150^\circ\text{C}$)
- Hysteresis width: 0.12 V min.
- Release delay time is adjustable^{*2}: 18 ms typ. ($C_{DLY} = 47$ nF)

Watchdog timer block

- Watchdog activation current is adjustable: 1.5 mA typ. (WADJ pin is open)
- Watchdog trigger time is adjustable^{*2}: 43 ms typ. ($C_{DLY} = 47$ nF)
- Product type is selectable: S-19502 Series (Product with WEN pin (Output: WO / RO pin))
S-19503 Series (Product without WEN pin (Output: WO pin and RO pin))
- Autonomous watchdog operation function: Watchdog timer operates due to detection of load current.
- Watchdog mode: Time-out mode

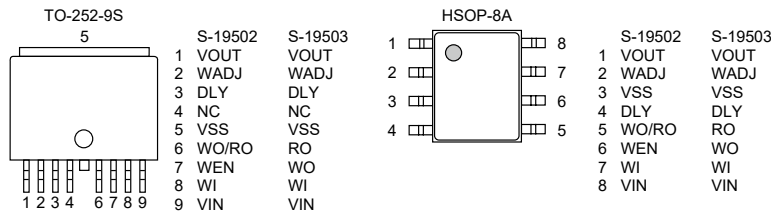
Overall

- Current consumption: 60 μA typ. ($I_{OUT} = 0$ mA, During the watchdog timer deactivation)
75 μA typ. ($I_{OUT} \leq 5$ mA, During the watchdog timer activation)
 $T_a = -40^\circ\text{C}$ to $+125^\circ\text{C}$
- Operation temperature range:
- Lead-free (Sn 100%), halogen-free
- Withstand 45 V load dump
- AEC-Q100 qualified^{*3}

*1. Please make sure that the loss of the IC will not exceed the power dissipation when the output current is large.

*2. The release delay time and the watchdog trigger time can be adjusted by connecting C_{DLY} to the DLY pin.

*3. Contact our sales representatives for details.



S-19506/19507 Series

**AUTOMOTIVE, 125°C OPERATION,
36 V INPUT, 500 mA, BUILT-IN WATCHDOG TIMER
VOLTAGE REGULATOR WITH RESET FUNCTION**

Features

Regulator block

- Output voltage: 3.3 V, 5.0 V
- Input voltage: 3.0 V to 36.0 V
- Output voltage accuracy: $\pm 2.0\%$ ($T_j = -40^\circ\text{C}$ to $+150^\circ\text{C}$)
- Dropout voltage: 100 mV typ. (5.0 V output product, $I_{OUT} = 100$ mA)
- Output current: Possible to output 500 mA ($V_{IN} = V_{OUT(S)} + 1.0$ V)^{*1}
- Input and output capacitors: A ceramic capacitor of 1.0 μF or more can be used.
- Built-in overcurrent protection circuit: Limits overcurrent of output transistor.
- Built-in thermal shutdown circuit: Detection temperature 170°C typ.

Detector block

- Detection voltage: 2.6 V to 4.7 V, selectable in 0.1 V step
- Detection voltage accuracy: $\pm 2.0\%$ ($T_j = -40^\circ\text{C}$ to $+150^\circ\text{C}$)
- Hysteresis width: 0.12 V min.
- Release delay time is adjustable^{*2}: 20 ms typ. ($C_{DLY} = 10$ nF)

Watchdog timer block

- Watchdog activation current is adjustable: 1.5 mA typ. (WADJ pin is open)
- Watchdog trigger time is adjustable^{*2}: 46 ms typ. ($C_{DLY} = 10$ nF)
- Product type is selectable: S-19506 Series (Product with WEN pin (Output: WO / RO pin))
S-19507 Series (Product without WEN pin (Output: WO pin and RO pin))
- Autonomous watchdog operation function: Watchdog timer operates due to detection of load current.
- Watchdog mode: Time-out mode

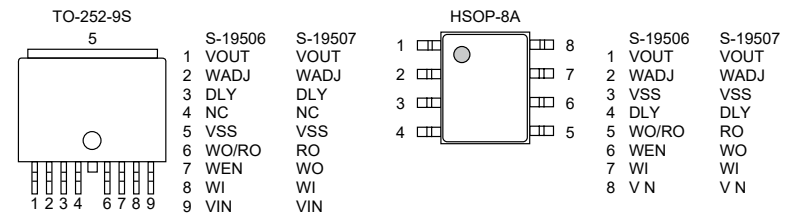
Overall

- Current consumption: 3.0 μA typ. (During watchdog timer deactivation)
5.0 μA typ. (During watchdog timer activation)
 $T_a = -40^\circ\text{C}$ to $+125^\circ\text{C}$
- Operation temperature range:
- Lead-free (Sn 100%), halogen-free
- Withstand 45 V load dump
- AEC-Q100 qualified^{*3}

*1. Please make sure that the loss of the IC will not exceed the power dissipation when the output current is large.

*2. The release delay time and the watchdog trigger time can be adjusted by connecting C_{DLY} to the DLY pin.

*3. Contact our sales representatives for details.



S-19516/19517 Series

**AUTOMOTIVE, 125°C OPERATION,
36 V INPUT, 500 mA, BUILT-IN WINDOW WATCHDOG TIMER
VOLTAGE REGULATOR WITH RESET FUNCTION**

Features

Regulator block

- Output voltage: 3.3 V, 5.0 V
- Input voltage: 3.0 V to 36.0 V
- Output voltage accuracy: $\pm 2.0\%$ ($T_j = -40^\circ\text{C}$ to $+150^\circ\text{C}$)
- Dropout voltage: 100 mV typ. (5.0 V output product, $I_{OUT} = 100$ mA)
- Output current: Possible to output 500 mA ($V_{IN} = V_{OUT(S)} + 1.0$ V)^{*1}
- Input and output capacitors: A ceramic capacitor of 1.0 μF or more can be used.
- Built-in overcurrent protection circuit: Limits overcurrent of output transistor.
- Built-in thermal shutdown circuit: Detection temperature 170°C typ.

Detector block

- Detection voltage: 2.6 V to 4.7 V, selectable in 0.1 V step
- Detection voltage accuracy: $\pm 2.0\%$ ($T_j = -40^\circ\text{C}$ to $+150^\circ\text{C}$)
- Hysteresis width: 0.12 V min.
- Release delay time is adjustable^{*2}: 20 ms typ. ($C_{DLY} = 10$ nF)

Watchdog timer block

- Watchdog activation current is adjustable: 1.5 mA typ. (WADJ pin is open)
- Watchdog trigger time is adjustable^{*2}: 46 ms typ. ($C_{DLY} = 10$ nF)
- Product type is selectable: S-19516 Series (Product with WEN pin (Output: WO / RO pin))
S-19517 Series (Product without WEN pin (Output: WO pin and RO pin))
- Autonomous watchdog operation function: Watchdog timer operates due to detection of load current.
- Watchdog mode: Window mode

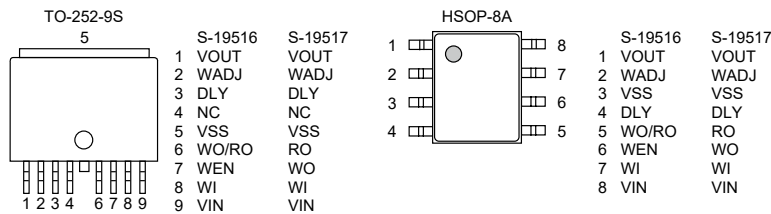
Overall

- Current consumption: 3.0 μA typ. (During watchdog timer deactivation)
5.0 μA typ. (During watchdog timer activation)
 $T_a = -40^\circ\text{C}$ to $+125^\circ\text{C}$
- Operation temperature range:
- Lead-free (Sn 100%), halogen-free
- Withstand 45 V load dump
- AEC-Q100 qualified^{*3}

*1. Please make sure that the loss of the IC will not exceed the power dissipation when the output current is large.

*2. The release delay time and the watchdog trigger time can be adjusted by connecting C_{DLY} to the DLY pin.

*3. Contact our sales representatives for details.



S-19509 Series

**AUTOMOTIVE, 125°C OPERATION,
36 V INPUT, 500 mA, BUILT-IN WATCHDOG TIMER
VOLTAGE REGULATOR WITH RESET FUNCTION**

Features

Regulator block

- Output voltage: 3.3 V, 5.0 V
- Input voltage: 3.0 V to 36.0 V
- Output voltage accuracy: $\pm 2.0\%$ ($T_j = -40^\circ\text{C}$ to $+150^\circ\text{C}$)
- Dropout voltage: 100 mV typ. (5.0 V output product, $I_{OUT} = 100$ mA)
- Output current: Possible to output 500 mA ($V_{IN} = V_{OUT(S)} + 1.0$ V)^{*1}
- Input and output capacitors: A ceramic capacitor of 1.0 μF or more can be used.
- Built-in overcurrent protection circuit: Limits overcurrent of output transistor.
- Built-in thermal shutdown circuit: Detection temperature 170°C typ.
- Built-in ON / OFF circuit: Ensures long battery life.

Detector block

- Detection voltage: 2.6 V to 4.7 V, selectable in 0.1 V step
- Detection voltage accuracy: $\pm 2.0\%$ ($T_j = -40^\circ\text{C}$ to $+150^\circ\text{C}$)
- Hysteresis width: 0.12 V min.
- Release delay time is adjustable^{*2}: 20 ms typ. ($C_{DLY} = 10$ nF)

Watchdog timer block

- Watchdog activation current: 1.5 mA typ. (WADJ pin is open)
- Watchdog trigger time is adjustable^{*2}: 46 ms typ. ($C_{DLY} = 10$ nF)
- Product type is selectable: S-19509A Series
(TO-252-9S package product, HSOP-8A package product)
S-19509B Series (HTSSOP-16 package product)
- Autonomous watchdog operation function: Watchdog timer operates due to detection of load current.
- Watchdog mode: Time-out mode

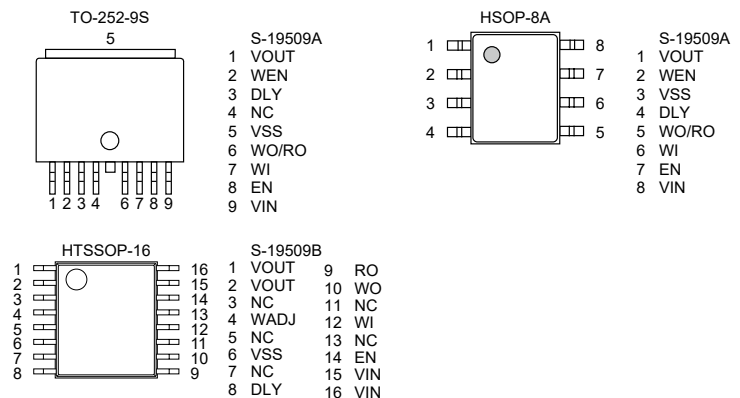
Overall

- Current consumption: 3.2 μA typ. (During regulator operation, during watchdog timer deactivation)
0.1 μA typ. (During regulator stop)
- Operation temperature range:
- Lead-free (Sn 100%), halogen-free
- Withstand 45 V load dump
- AEC-Q100 qualified^{*3}

*1. Please make sure that the loss of the IC will not exceed the power dissipation when the output current is large.

*2. The release delay time and the watchdog trigger time can be adjusted by connecting C_{DLY} to the DLY pin.

*3. Contact our sales representatives for details.



S-19519 Series

**AUTOMOTIVE, 125°C OPERATION,
36 V INPUT, 500 mA, BUILT-IN WINDOW WATCHDOG TIMER
VOLTAGE REGULATOR WITH RESET FUNCTION**

Features

Regulator block

- Output voltage: 3.3 V, 5.0 V
- Input voltage: 3.0 V to 36.0 V
- Output voltage accuracy: $\pm 2.0\%$ ($T_j = -40^\circ\text{C}$ to $+150^\circ\text{C}$)
- Dropout voltage: 100 mV typ. (5.0 V output product, $I_{OUT} = 100$ mA)
- Output current: Possible to output 500 mA ($V_{IN} = V_{OUT(S)} + 1.0$ V)*1
- Input and output capacitors: A ceramic capacitor of 1.0 μF or more can be used.
- Built-in overcurrent protection circuit: Limits overcurrent of output transistor.
- Built-in thermal shutdown circuit: Detection temperature 170°C typ.
- Built-in ON / OFF circuit: Ensures long battery life.

Detector block

- Detection voltage: 2.6 V to 4.7 V, selectable in 0.1 V step
- Detection voltage accuracy: $\pm 2.0\%$ ($T_j = -40^\circ\text{C}$ to $+150^\circ\text{C}$)
- Hysteresis width: 0.12 V min.
- Release delay time is adjustable*2: 20 ms typ. ($C_{DLY} = 10$ nF)

Watchdog timer block

- Watchdog activation current: 1.5 mA typ. (WADJ pin is open)
- Watchdog trigger time is adjustable*2: 46 ms typ. ($C_{DLY} = 10$ nF)
- Product type is selectable: S-19519A Series (TO-252-9S package product, HSOP-8A package product) S-19519B Series (HTSSOP-16 package product)
- Autonomous watchdog operation function: Watchdog timer operates due to detection of load current.
- Watchdog mode: Window mode

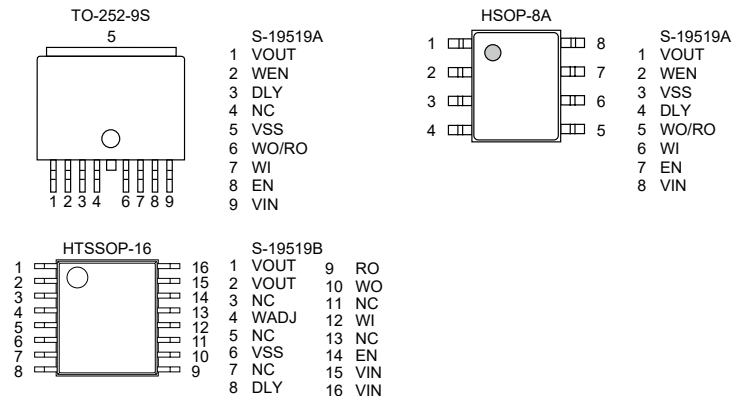
Overall

- Current consumption: 3.2 μA typ. (During regulator operation, during watchdog timer deactivation) 0.1 μA typ. (During regulator stop)
- Operation temperature range: $T_a = -40^\circ\text{C}$ to $+125^\circ\text{C}$
- Lead-free (Sn 100%), halogen-free
- Withstand 45 V load dump
- AEC-Q100 qualified*3

*1. Please make sure that the loss of the IC will not exceed the power dissipation when the output current is large.

*2. The release delay time and the watchdog trigger time can be adjusted by connecting C_{DLY} to the DLY pin.

*3. Contact our sales representatives for details.



S-19400/19401 Series

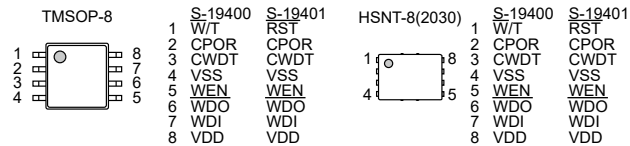
**AUTOMOTIVE, 125°C OPERATION,
3.8 μA CURRENT CONSUMPTION
WATCHDOG TIMER WITH RESET FUNCTION**

Features

- Detection voltage: 2.0 V to 5.0 V, selectable in 0.1 V step
- Detection voltage accuracy: ±2.0%
- Input voltage: $V_{DD} = 0.9 \text{ V to } 6.0 \text{ V}$
- Hysteresis width: 5% typ.
- Current consumption during watchdog timer operation: 3.8 μA typ.
- Reset time-out period: 14.5 ms typ. ($C_{POR} = 2200 \text{ pF}$)
- Watchdog time-out period: 24.6 ms typ. ($C_{WDT} = 470 \text{ pF}$)
- Watchdog operation is switchable: Enable, Disable
- Watchdog operation voltage range: $V_{DD} = 2.5 \text{ V to } 6.0 \text{ V}$
- Watchdog mode switching function*1: Time-out mode, window mode
- Watchdog input edge is selectable: Rising edge, falling edge, both rising and falling edges
- Product type is selectable: S-19400 Series (Product with \overline{W} / T pin (Output: \overline{WDO} pin)) S-19401 Series (Product without \overline{W} / T pin (Output: \overline{RST} pin, \overline{WDO} pin)) $T_a = -40^\circ\text{C to } +125^\circ\text{C}$
- Operation temperature range:
- Lead-free (Sn 100%), halogen-free
- AEC-Q100 qualified*2

*1. The S-19401 Series is fixed to the window mode.

*2. Contact our sales representatives for details.



S-19405 Series

**AUTOMOTIVE, 125°C OPERATION,
3.8 μA CURRENT CONSUMPTION
WATCHDOG TIMER WITH RESET FUNCTION**

Features

- Detection voltage: 2.0 V to 5.0 V, selectable in 0.1 V step
- Detection voltage accuracy: ±2.0%
- Input voltage: $V_{DD} = 0.9 \text{ V to } 6.0 \text{ V}$
- Hysteresis width: 5% typ.
- Current consumption during watchdog timer operation: 3.8 μA typ.
- Reset time-out period: 14.5 ms typ. ($C_{POR} = 2200 \text{ pF}$)
- Watchdog time-out period: 24.6 ms typ. ($C_{WDT} = 470 \text{ pF}$)
- Watchdog operation is switchable: Enable, Disable
- Watchdog operation voltage range: $V_{DD} = 2.5 \text{ V to } 6.0 \text{ V}$
- Watchdog input edge is selectable: Rising edge, falling edge
- Operation temperature range: $T_a = -40^\circ\text{C to } +125^\circ\text{C}$
- Lead-free (Sn 100%), halogen-free
- AEC-Q100 qualified*1

*1. Contact our sales representatives for details.



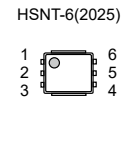
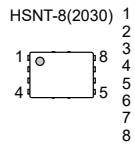
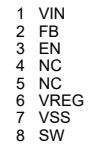
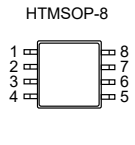
S-19902A/19902B/19903A/19903B Series

**AUTOMOTIVE, 125°C OPERATION,
36 V INPUT, 600 mA SYNCHRONOUS
STEP-DOWN SWITCHING REGULATOR**

Features

- Input voltage: 4.0 V to 36.0 V
- Output voltage (externally set): 2.5 V to 12.0 V
- Output current: 600 mA
- FB pin voltage accuracy: $\pm 1.5\%$
- Efficiency: 91%
- Oscillation frequency: 2.2 MHz typ.
- Overcurrent protection function: 1.2 A typ. (pulse-by-pulse method)
- Thermal shutdown function: 170°C typ. (detection temperature)
- Short-circuit protection function: Hiccup control, Latch control
- 100% duty cycle operation:
- Soft-start function: 5.8 ms typ.
- Under voltage lockout function (UVLO): 3.35 V typ. (detect on voltage)
- Input and output capacitors: Ceramic capacitor compatible
- Operation temperature range: Ta = -40°C to +125°C
- Lead-free (Sn 100%), halogen-free
- Withstand 45 V load dump
- AEC-Q100 qualified ¹

*1. Contact our sales representatives for details.



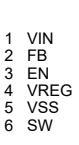
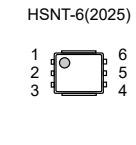
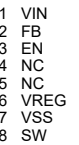
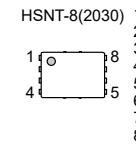
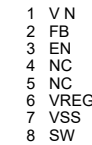
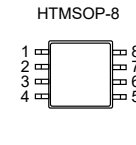
S-19932A/19932B/19933A/19933B Series

**AUTOMOTIVE, 125°C OPERATION,
18 V INPUT, 600 mA SYNCHRONOUS
STEP-DOWN SWITCHING REGULATOR**

Features

- Input voltage: 4.0 V to 18.0 V
- Output voltage (externally set): 1.0 V to 12.0 V
- Output current: 600 mA
- FB pin voltage accuracy: $\pm 1.5\%$
- Efficiency: 91%
- Oscillation frequency: 2.2 MHz typ.
- Overcurrent protection function: 1.2 A typ. (pulse-by-pulse method)
- Thermal shutdown function: 170°C typ. (detection temperature)
- Short-circuit protection function: Hiccup control, Latch control
- 100% duty cycle operation:
- Soft-start function: 5.8 ms typ.
- Under voltage lockout function (UVLO): 3.35 V typ. (detection voltage)
- Input and output capacitors: Ceramic capacitor compatible
- Operation temperature range: Ta = -40°C to +125°C
- Lead-free (Sn 100%), halogen-free
- AEC-Q100 qualified ¹

*1. Contact our sales representatives for details.



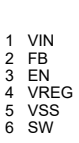
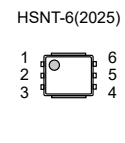
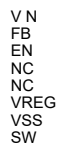
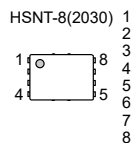
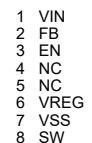
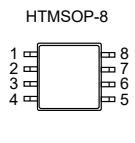
S-19902C/19902D/19903C/19903D Series

**AUTOMOTIVE, 125°C OPERATION,
36 V INPUT, 600 mA SYNCHRONOUS
STEP-DOWN SWITCHING REGULATOR**

Features

- Input voltage: 4.0 V to 36.0 V
- Output voltage (externally set): 2.5 V to 12.0 V
- Output current: 600 mA
- FB pin voltage accuracy: $\pm 1.5\%$
- Efficiency: 95%
- Oscillation frequency: 400 kHz typ.
- Overcurrent protection function: 1.2 A typ. (pulse-by-pulse method)
- Thermal shutdown function: 170°C typ. (detection temperature)
- Short-circuit protection function: Hiccup control, Latch control
- 100% duty cycle operation:
- Soft-start function: 5.8 ms typ.
- Under voltage lockout function (UVLO): 3.35 V typ. (detection voltage)
- Input and output capacitors: Ceramic capacitor compatible
- Operation temperature range: Ta = -40°C to +125°C
- Lead-free (Sn 100%), halogen-free
- Withstand 45 V load dump
- AEC-Q100 qualified ¹

*1. Contact our sales representatives for details.



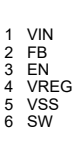
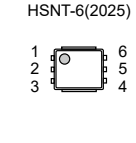
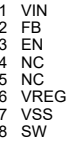
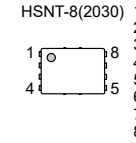
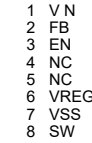
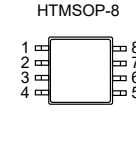
S-19932C/19932D/19933C/19933D Series

**AUTOMOTIVE, 125°C OPERATION,
18 V INPUT, 600 mA SYNCHRONOUS
STEP-DOWN SWITCHING REGULATOR**

Features

- Input voltage: 4.0 V to 18.0 V
- Output voltage (externally set): 2.5 V to 12.0 V
- Output current: 600 mA
- FB pin voltage accuracy: $\pm 1.5\%$
- Efficiency: 95%
- Oscillation frequency: 400 kHz typ.
- Overcurrent protection function: 1.2 A typ. (pulse-by-pulse method)
- Thermal shutdown function: 170°C typ. (detection temperature)
- Short-circuit protection function: Hiccup control, Latch control
- 100% duty cycle operation:
- Soft-start function: 5.8 ms typ.
- Under voltage lockout function (UVLO): 3.35 V typ. (detection voltage)
- Input and output capacitors: Ceramic capacitor compatible
- Operation temperature range: Ta = -40°C to +125°C
- Lead-free (Sn 100%), halogen-free
- AEC-Q100 qualified ¹

*1. Contact our sales representatives for details.



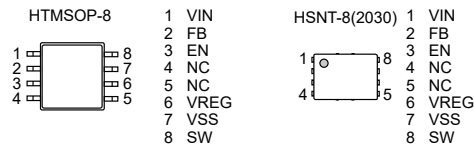
S-19904A/19904B/19905A/19905B Series

**AUTOMOTIVE, 125°C OPERATION,
36 V INPUT, 1 A, SYNCHRONOUS
STEP-DOWN SWITCHING REGULATOR**

Features

- Input voltage: 4.0 V to 36.0 V
- Output voltage (externally set): 2.5 V to 12.0 V
- Output current: 1 A
- FB pin voltage accuracy: ±1.5%
- Efficiency: 91%
- Oscillation frequency: 2.2 MHz typ.
- Overcurrent protection function: 1.85 A typ. (pulse-by-pulse method)
- Thermal shutdown function: 1.0°C typ. (detect on temperature)
- Short-circuit protection function: Hiccup control, Latch control
- 100% duty cycle operation:
- Soft-start function: 5.8 ms typ.
- Under voltage lockout function (UVLO): 3.35 V typ. (detection voltage)
- Input and output capacitors: Ceramic capacitor compatible
- Operation temperature range: Ta = -40°C to +125°C
- Lead-free (Sn 100%), halogen-free
- Withstand 45 V load dump
- AEC-Q100 qualified ¹

*1. Contact our sales representatives for details.



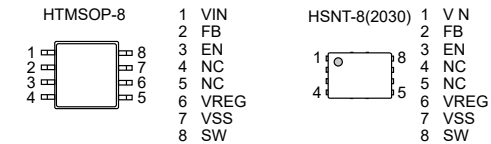
S-19914A/19914B/19915A/19915B Series

**AUTOMOTIVE, 125°C OPERATION,
36 V INPUT, 1 A, LOW EMI, SYNCHRONOUS
STEP-DOWN SWITCHING REGULATOR**

Features

- Input voltage: 4.0 V to 36.0 V
- Output voltage (externally set): 2.5 V to 12.0 V
- Output current: 1 A
- FB pin voltage accuracy: ±1.5%
- Efficiency: 91%
- Oscillation frequency: 2.2 MHz typ.
- Spread spectrum clock generation function: F_{SS} = +6% typ. (Diffusion rate)
- Overcurrent protection function: 1.85 A typ. (pulse-by-pulse method)
- Thermal shutdown function: 170°C typ. (detection temperature)
- Short-circuit protection function: Hiccup control, Latch control
- 100% duty cycle operation:
- Soft-start function: 5.8 ms typ.
- Under voltage lockout function (UVLO): 3.35 V typ. (detection voltage)
- Input and output capacitors: Ceramic capacitor compatible
- Operation temperature range: Ta = -40°C to +125°C
- Lead-free (Sn 100%), halogen-free
- Withstand 45 V load dump
- AEC-Q100 qualified ¹

*1. Contact our sales representatives for details.



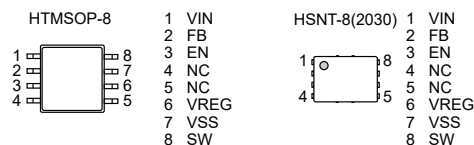
S-19912A/19912B/19913A/19913B Series

**AUTOMOTIVE, 125°C OPERATION,
36 V INPUT, 600 mA, LOW EMI, SYNCHRONOUS
STEP-DOWN SWITCHING REGULATOR**

Features

- Input voltage: 4.0 V to 36.0 V
- Output voltage (externally set): 2.5 V to 12.0 V
- Output current: 600 mA
- FB pin voltage accuracy: ±1.5%
- Efficiency: 91%
- Oscillation frequency: 2.2 MHz typ.
- Spread spectrum clock generation function: F_{SS} = +6% typ. (Diffusion rate)
- Overcurrent protection function: 1.2 A typ. (pulse-by-pulse method)
- Thermal shutdown function: 170°C typ. (detection temperature)
- Short-circuit protection function: Hiccup control, Latch control
- 100% duty cycle operation:
- Soft-start function: 5.8 ms typ.
- Under voltage lockout function (UVLO): 3.35 V typ. (detection voltage)
- Input and output capacitors: Ceramic capacitor compatible
- Operation temperature range: Ta = -40°C to +125°C
- Lead-free (Sn 100%), halogen-free
- Withstand 45 V load dump
- AEC-Q100 in qualified ¹

*1. Contact our sales representatives for details.



S-19934A/19934B/19935A/19935B Series

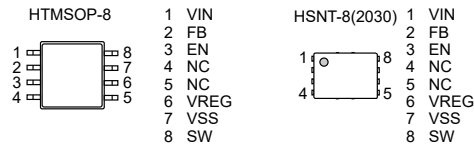
**AUTOMOTIVE, 125°C OPERATION,
18 V INPUT, 1 A, SYNCHRONOUS
STEP-DOWN SWITCHING REGULATOR**

Features

- Input voltage: 4.0 V to 18.0 V
- Output voltage (externally set): 1.0 V to 12.0 V
- Output current: 1 A
- FB pin voltage accuracy: ±1.5%
- Efficiency: 91%
- Oscillation frequency: 2.2 MHz typ.
- Overcurrent protection function: 1.85 A typ. (pulse-by-pulse method)
- Thermal shutdown function: 170°C typ. (detection temperature)
- Short-circuit protection function: Hiccup control, Latch control
- 100% duty cycle operation:
- Soft-start function: 5.8 ms typ.
- Under voltage lockout function (UVLO): 3.35 V typ. (detection voltage)
- Input and output capacitors: Ceramic capacitor compatible
- Operation temperature range: Ta = -40°C to +125°C
- Lead-free (Sn 100%) halogen-free

- AEC-Q100 qualified ¹

*1. Contact our sales representatives for details.



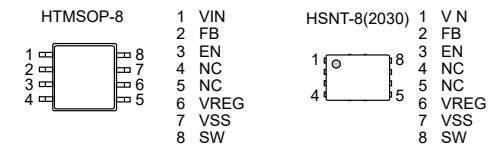
S-19944A/19944B/19945A/19945B Series

**AUTOMOTIVE, 125°C OPERATION,
18 V INPUT, 1 A, LOW EMI, SYNCHRONOUS
STEP-DOWN SWITCHING REGULATOR**

Features

- Input voltage: 4.0 V to 18.0 V
- Output voltage (externally set): 1.0 V to 12.0 V
- Output current: 1 A
- FB pin voltage accuracy: ±1.5%
- Efficiency: 91%
- Oscillation frequency: 2.2 MHz typ.
- Spread spectrum clock generation function: F_{SSS} = +6% typ. (Diffusion rate)
- Overcurrent protection function: 1.85 A typ. (pulse-by-pulse method)
- Thermal shutdown function: 170°C typ. (detection temperature)
- Short-circuit protection function: Hiccup control, Latch control
- 100% duty cycle operation:
- Soft-start function: 5.8 ms typ.
- Under voltage lockout function (UVLO): 3.35 V typ. (detection voltage)
- Input and output capacitors: Ceramic capacitor compatible
- Operation temperature range: Ta = -40°C to +125°C
- Lead-free (Sn 100%), halogen-free
- AEC-Q100 qualified ¹

*1. Contact our sales representatives for details.



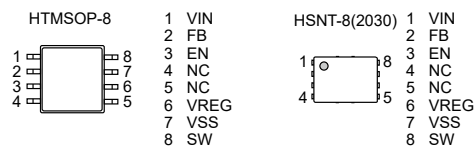
S-19942A/19942B/19943A/19943B Series

**AUTOMOTIVE, 125°C OPERATION,
18 V INPUT, 600 mA, LOW EMI, SYNCHRONOUS
STEP-DOWN SWITCHING REGULATOR**

Features

- Input voltage: 4.0 V to 18.0 V
- Output voltage (externally set): 1.0 V to 12.0 V
- Output current: 600 mA
- FB pin voltage accuracy: ±1.5%
- Efficiency: 91%
- Oscillation frequency: 2.2 MHz typ.
- Spread spectrum clock generation function: F_{SSS} = +6% typ. (Diffusion rate)
- Overcurrent protection function: 1.2 A typ. (pulse-by-pulse method)
- Thermal shutdown function: 170°C typ. (detection temperature)
- Short-circuit protection function: Hiccup control, Latch control
- 100% duty cycle operation:
- Soft-start function: 5.8 ms typ.
- Under voltage lockout function (UVLO): 3.35 V typ. (detection voltage)
- Input and output capacitors: Ceramic capacitor compatible
- Operation temperature range: Ta = -40°C to +125°C
- Lead-free (Sn 100%), halogen-free
- AEC-Q100 qualified ¹

*1. Contact our sales representatives for details.



S-19700 Series

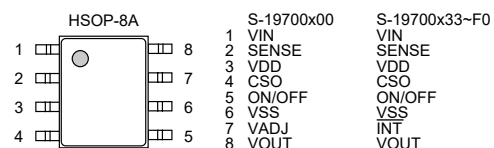
**AUTOMOTIVE, 125°C OPERATION,
36 V INPUT, 400 mA VOLTAGE REGULATOR
WITH CURRENT MONITOR AND ADJUSTABLE CURRENT LIMIT**

● Features

- Output voltage (externally set): 3.3 V to 20.0 V, settable via an external resistor
- Output voltage (internally set): 3.3 V to 15.0 V, selectable in 0.1 V step
- Input voltage: 4.5 V to 36.0 V
- Output voltage accuracy: $\pm 2.3\%$ ($1.0 \text{ mA} \leq I_{OUT} \leq 30 \text{ mA}$, $T_j = -40^\circ\text{C}$ to $+150^\circ\text{C}$)
- Dropout voltage: 240 mV typ. (3.3 V output product, $I_{OUT} = 300 \text{ mA}$)
- Current consumption: During operation: 80 μA typ., 170 μA max. ($T_j = -40^\circ\text{C}$ to $+150^\circ\text{C}$)
During power-off: 1.0 μA typ., 5.0 μA max. ($T_j = -40^\circ\text{C}$ to $+90^\circ\text{C}$)
- Output current: Possible to output 400 mA ($V_{IN} \geq V_{OUT(S)} + 2.0 \text{ V}$)^{*1}
- Output capacitor: A ceramic capacitor of 4.7 μF or more can be used.
- Built-in thermal shutdown circuit: Detection temperature 170°C typ.
- Built-in overvoltage detection circuit: Detects an output short-circuit of the higher voltage.
- Built-in ON / OFF circuit: Ensures long battery life.
- Constant current source pull-down is selectable.
- Current monitoring function: Possible to monitor load current by monitoring the CSO pin voltage.
- Current limit function: Possible to adjust a current limit value via an external resistor.
- Reverse current protection function: $I_{REV} = 45 \mu\text{A}$ max.
- Operation temperature range: $T_a = -40^\circ\text{C}$ to $+125^\circ\text{C}$
- Lead-free (Sn 100%), halogen-free
- Withstand 45 V load dump
- AEC-Q100 qualified^{*2}

*1. Please make sure that the loss of the IC will not exceed the power dissipation when the output current is large.

*2. Contact our sales representatives for details.



S-19701 Series

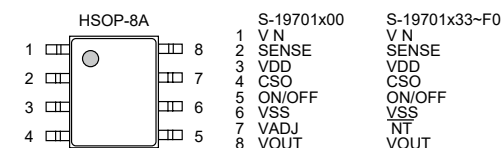
**AUTOMOTIVE, 125°C OPERATION,
36 V INPUT, 600 mA VOLTAGE REGULATOR
WITH CURRENT MONITOR AND ADJUSTABLE CURRENT LIMIT**

● Features

- Output voltage (externally set): 3.3 V to 20.0 V, settable via an external resistor
- Output voltage (internally set): 3.3 V to 15.0 V, selectable in 0.1 V step
- Input voltage: 4.5 V to 36.0 V
- Output voltage accuracy: $\pm 2.3\%$ ($1.0 \text{ mA} \leq I_{OUT} \leq 30 \text{ mA}$, $T_j = -40^\circ\text{C}$ to $+150^\circ\text{C}$)
- Dropout voltage: 240 mV typ. (3.3 V output product, $I_{OUT} = 300 \text{ mA}$)
- Current consumption: During operation: 80 μA typ., 170 μA max. ($T_j = -40^\circ\text{C}$ to $+150^\circ\text{C}$)
During power-off: 1.0 μA typ., 5.0 μA max. ($T_j = -40^\circ\text{C}$ to $+90^\circ\text{C}$)
- Output current: Possible to output 600 mA ($V_{IN} \geq V_{OUT(S)} + 2.0 \text{ V}$)^{*1}
- Output capacitor: A ceramic capacitor of 4.7 μF or more can be used.
- Built-in thermal shutdown circuit: Detection temperature 170°C typ.
- Built-in overvoltage detection circuit: Detects an output short-circuit of the higher voltage.
- Built-in ON / OFF circuit: Ensures long battery life.
- Constant current source pull-down is selectable.
- Current monitoring function: Possible to monitor load current by monitoring the CSO pin voltage.
- Current limit function: Possible to adjust a current limit value via an external resistor.
- Reverse current protection function: $I_{REV} = 45 \mu\text{A}$ max.
- Operation temperature range: $T_a = -40^\circ\text{C}$ to $+125^\circ\text{C}$
- Lead-free (Sn 100%), halogen-free
- Withstand 45 V load dump
- AEC-Q100 qualified^{*2}

*1. Please make sure that the loss of the IC will not exceed the power dissipation when the output current is large.

*2. Contact our sales representatives for details.



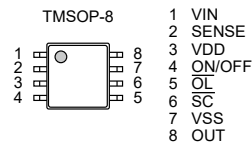
S-19680 Series

**AUTOMOTIVE, 105°C OPERATION,
HIGH SIDE SWITCH
WITH CURRENT MONITOR**

Features

- Power supply voltage: $V_{DD} = 2.7\text{ V to }10.0\text{ V}$
- Current consumption during operation: $I_{SS1} = 12\ \mu\text{A typ.}, I_{SS1} = 24\ \mu\text{A max.}$ ($T_J = -40^\circ\text{C to }+105^\circ\text{C}$)
- ON resistance: $R_{ON} = 1.1\ \Omega\ \text{typ.}, R_{ON} = 3.7\ \Omega\ \text{max.}$ ($T_J = -40^\circ\text{C to }+105^\circ\text{C}$)
- Limit current: 40 mA to 100 mA, selectable in 10 mA step
- Load short-circuit detection current: $I_{LIM} \times 0.3\ \text{to } I_{LIM} \times 1.0$ ($I_{SHORT} \geq 30\ \text{mA}$) selectable in 0.1 step
- Load open detection current: 2.5 mA to 30 mA, selectable in 2.5 mA step
- Built-in thermal shutdown circuit: Detection temperature 165°C typ.
Selectable in hysteresis type or latch type
Ensures long battery life
- Built-in ON / OFF circuit: Ensures long battery life
- Operation temperature range: $T_a = -40^\circ\text{C to }+105^\circ\text{C}$
- Lead-free (Sn 100%), halogen-free
- AEC-Q100 qualified ¹

*1. Contact our sales representatives for details.



S-19682B Series

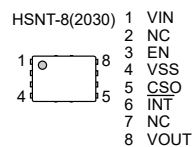
**AUTOMOTIVE, 125°C OPERATION,
36 V INPUT, 300 mA, HIGH SIDE SWITCH
WITH CURRENT MONITOR**

Features

- Input voltage: 4.5 V to 36.0 V
- Current consumption: During operation: 55 $\mu\text{A typ.}, 95\ \mu\text{A max.}$ ($T_J = -40^\circ\text{C to }+150^\circ\text{C}$)
During power-off: 0.6 $\mu\text{A typ.}, 2.0\ \mu\text{A max.}$ ($T_J = -40^\circ\text{C to }+125^\circ\text{C}$)
- ON resistance: $R_{ON} = 0.6\ \Omega\ \text{typ.}, 1.0\ \Omega\ \text{max.}$ ($T_J = -40^\circ\text{C to }+125^\circ\text{C}$)
- Limit current: 100 mA to 300 mA, selectable in 10 mA step
- Limit current accuracy: $\pm 10\%$ ($I_{LIM(S)} = 200\ \text{mA to }300\ \text{mA}$)
- Current monitor function: Possible to monitor load current by monitoring the CSO pin voltage.
Latch type ¹, detection temperature 170°C typ.
- Built-in thermal shutdown circuit: Detects an output short-circuit of the higher voltage.
- Built-in overvoltage detection circuit: Ensures long battery life.
- Built-in ON / OFF circuit: 2.6 V typ. (Detection voltage)
- Under voltage lockout function (UVLO): $T_a = -40^\circ\text{C to }+125^\circ\text{C}$
- Operation temperature range: $T_a = -40^\circ\text{C to }+125^\circ\text{C}$
- Lead-free (Sn 100%), halogen-free
- Withstand 45 V load dump
- AEC-Q100 qualified ²

*1. Please contact our sales representatives for products with hysteresis type.

*2. Contact our sales office for details.



S-19683B Series

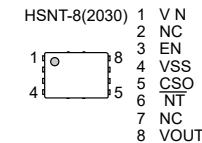
**AUTOMOTIVE, 125°C OPERATION,
36 V INPUT, 600 mA, HIGH SIDE SWITCH
WITH CURRENT MONITOR**

Features

- Input voltage: 4.5 V to 36.0 V
- Current consumption: During operation: 55 $\mu\text{A typ.}, 95\ \mu\text{A max.}$ ($T_J = -40^\circ\text{C to }+150^\circ\text{C}$)
During power-off: 0.6 $\mu\text{A typ.}, 2.0\ \mu\text{A max.}$ ($T_J = -40^\circ\text{C to }+125^\circ\text{C}$)
- ON resistance: $R_{ON} = 0.6\ \Omega\ \text{typ.}, 1.0\ \Omega\ \text{max.}$ ($T_J = -40^\circ\text{C to }+125^\circ\text{C}$)
- Limit current: 300 mA to 600 mA, selectable in 10 mA step
- Limit current accuracy: $\pm 10\%$
- Current monitor function: Possible to monitor load current by monitoring the CSO pin voltage.
Latch type ¹, detection temperature 170°C typ.
Detects an output short-circuit of the higher voltage.
- Built-in thermal shutdown circuit: Ensures long battery life.
- Built-in overvoltage detection circuit: 2.6 V typ. (Detection voltage)
- Built-in ON / OFF circuit: $T_a = -40^\circ\text{C to }+125^\circ\text{C}$
- Under voltage lockout function (UVLO): $T_a = -40^\circ\text{C to }+125^\circ\text{C}$
- Operation temperature range: $T_a = -40^\circ\text{C to }+125^\circ\text{C}$
- Lead-free (Sn 100%), halogen-free
- Withstand 45 V load dump
- AEC-Q100 qualified ²

*1. Please contact our sales representatives for products with hysteresis type.

*2. Contact our sales office for details.



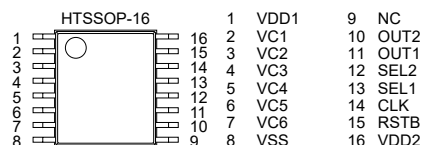
S-19192 Series

AUTOMOTIVE, 105°C OPERATION, BATTERY MONITORING IC FOR 3-SERIAL TO 6-SERIAL CELL PACK

Features

- High-accuracy voltage detection circuit for each cell
 - Overcharge detection voltage n (n = 1 to 6): 2.500 V to 4.500 V (25 mV step) Accuracy ± 20 mV ($T_a = +25^\circ\text{C}$)
Accuracy ± 30 mV ($T_a = -5^\circ\text{C}$ to $+55^\circ\text{C}$)
 - Overcharge release voltage n (n = 1 to 6): 2.300 V to 4.500 V¹ Accuracy ± 50 mV
 - Overdischarge detection voltage n (n = 1 to 6): 1.500 V to 3.000 V (100 mV step)^{2,3} Accuracy ± 80 mV
 - Overdischarge release voltage n (n = 1 to 6): 1.500 V to 3.300 V⁴ Accuracy ± 100 mV
- Self-test results to confirm overcharge and overdischarge detection operations can be output from OUT2 pin.
 - Delay time shortening during self-test: Available, unavailable
 - Self-test result output latch: Available, unavailable
- Each delay time is settable by an internal circuit only (External capacitors are not necessary).
 - Detection delay time: 32 ms, 64 ms, 128 ms, 256 ms
 - Release delay time: 2.0 ms, 4.0 ms, 8.0 ms, 16.0 ms
- Switching control for 3-serial to 6-serial cell is possible by inputting voltage to the SEL1 pin and the SEL2 pin.
- Two detection signal types:
 - Common: OUT1 pin: Overcharge and overdischarge detection signal
 - Separate: OUT1 pin: Overcharge detection signal
OUT2 pin: Overdischarge detection signal
- Output form: CMOS output, Nch open-drain output
- Output logic: Active "H", active "L"
- High-withstand voltage: Absolute maximum rating 28.0 V
- Wide operation voltage range: 6.0 V to 28.0 V
- Wide operation temperature range: $T_a = -40^\circ\text{C}$ to $+105^\circ\text{C}$
- Low current consumption
 - During operation: 18 μA max. ($T_a = +25^\circ\text{C}$)
- Lead-free (Sn 100%), halogen-free
- AEC-Q100 qualified⁵
- This IC has been developed for the battery management system in accordance with ISO 26262. ABLIC Inc. can provide a safety manual for this IC.^{5,6}

- Overcharge release voltage = Overcharge detection voltage – Overcharge hysteresis voltage (Overcharge hysteresis voltage n (n = 1 to 6) is selectable from 0 V to 400 mV in 50 mV step.)
- Set the voltage difference between the overcharge detection voltage and overdischarge detection voltage to 2.5 V or lower.
Set the voltage ratio so that the following formula is satisfied:
 $\text{Overcharge detection voltage} \times 0.7 > \text{Overdischarge detection voltage}$
- When the S-19192 Series is used for monitoring a 3-serial-cell battery, set the overdischarge detection voltage n (n = 1 to 6) to 2.0 V or higher.
- Overdischarge release voltage = Overdischarge detection voltage + Overdischarge hysteresis voltage (Overdischarge hysteresis voltage n (n = 1 to 6) is selectable from 0 V to 0.7 V in 100 mV step.)
- Contact our sales representatives for details.
- A Non-Disclosure Agreement is necessary when providing the documents.



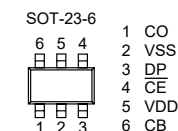
S-19190 Series

AUTOMOTIVE, 105°C OPERATION, VOLTAGE MONITORING IC WITH CELL BALANCING FUNCTION

Features

- High-accuracy voltage detection circuit
 - Cell balancing detection voltage: 2.0 V to 4.6 V (5 mV step) Accuracy ± 12 mV ($2.0 \text{ V} \leq V_{BU} < 2.4 \text{ V}$)
Accuracy $\pm 0.5\%$ ($2.4 \text{ V} \leq V_{BU} \leq 4.6 \text{ V}$)
 - Cell balancing release voltage: 2.0 V to 4.6 V¹ Accuracy ± 24 mV ($2.0 \text{ V} \leq V_{BL} < 2.4 \text{ V}$)
Accuracy $\pm 1.0\%$ ($2.4 \text{ V} \leq V_{BL} \leq 4.6 \text{ V}$)
 - Overcharge detection voltage: 2.0 V to 4.6 V (5 mV step) Accuracy ± 12 mV ($2.0 \text{ V} \leq V_{CU} < 2.4 \text{ V}$)
Accuracy $\pm 0.5\%$ ($2.4 \text{ V} \leq V_{CU} \leq 4.6 \text{ V}$)
 - Overcharge release voltage: 2.0 V to 4.6 V² Accuracy ± 24 mV ($2.0 \text{ V} \leq V_{CL} < 2.4 \text{ V}$)
Accuracy $\pm 1.0\%$ ($2.4 \text{ V} \leq V_{CL} \leq 4.6 \text{ V}$)
- Built-in Nch transistor with ON resistance of 5 Ω typ. between the CB pin and the VSS pin
- Current consumption: 2.0 μA max. ($T_a = +25^\circ\text{C}$)
- Delay times are generated only by an internal circuit (External capacitors are unnecessary).
- CO pin output form and output logic are selectable: CMOS output Active "H", active "L"
Nch open-drain output Active "H", active "L"
- Switchable to power-saving mode by using the $\overline{\text{CE}}$ pin
- Operation temperature range: $T_a = -40^\circ\text{C}$ to $+105^\circ\text{C}$
- Lead-free (Sn 100%), halogen-free
- AEC-Q100 qualified³

- Cell balancing release voltage = Cell balancing detection voltage – Cell balancing hysteresis voltage (Cell balancing hysteresis voltage can be selected as 0 V or from a range of 0.1 V to 0.7 V in 50 mV step.)
- Overcharge release voltage = Overcharge detection voltage – Overcharge hysteresis voltage (Overcharge hysteresis voltage can be selected as 0 V or from a range of 0.1 V to 0.7 V in 50 mV step.)
- Contact our sales representatives for details.



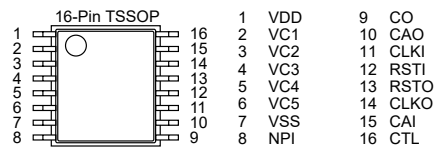
S-8235A Series

FOR AUTOMOTIVE BATTERY PROTECTION IC FOR 3-SERIAL TO 5-SERIAL CELL PACK (SECONDARY PROTECTION)

● Features

- High-accuracy voltage detection circuit for each cell
 - Overcharge detection voltage n (n = 1 to 5)
 - 3.60 V to 4.50 V (50 mV step)
 - Accuracy ± 20 mV ($T_a = +25$ C)
 - Accuracy ± 30 mV ($T_a = -5$ C to $+55$ C)
 - Overcharge hysteresis voltage n (n = 1 to 5)
 - 0.0 mV to -550 mV (50 mV step)
 - -300 mV to -550 mV Accuracy $\pm 20\%$
 - -100 mV to -250 mV Accuracy ± 50 mV
 - 0.0 mV to -50 mV Accuracy ± 25 mV
- Self-test operation to confirm overcharge detection is available.
- Cascade connection is available.
- Delay times for overcharge detection can be set by an internal circuit only (External capacitors are unnecessary).
- High-withstand voltage: Absolute maximum rating 26 V
- Wide operation voltage range: 6 V to 24 V
- Wide operation temperature range: $T_a = -40$ C to $+85$ C
- Low current consumption
 - At $V_{CUH} - 1.0$ V for each cell: 10 μ A max. ($T_a = +25$ C)
 - At 2.3 V for each cell: 8 μ A max. ($T_a = +25$ C)
- Lead-free (Sn 100%), halogen-free
- AEC-Q100 qualified^{*1}

*1. Contact our sales office for details.

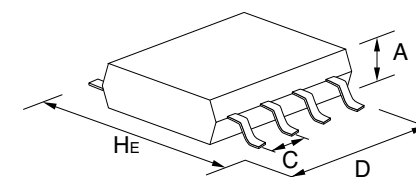


Package List

Package Type	Pin Count	Package Name	Package Size (mm)			Pitch (mm)
			H _E	D	A (max.)	C
Lead insertion type	3	TO-92	7.0	5.2	4.2	2.5/1.27
	3	TO-92S	4.95	4.1	1.62	2.5/1.27
Flat-lead type	3	SOT-89-3	4.0	4.5	1.6	1.5
	5	SOT-89-5	4.5	4.5	1.6	1.5
Gull-wing type	4	SC-82AB	2.1	2.0	1.1	1.3
	5	SC-88A	2.1	2.0	1.1	0.65
	3	SOT-23-3	2.8	2.9	1.3	1.9
	3	SOT-23-3S	2.8	2.9	1.2	1.9
	3	TSOT-23-3S	2.85	2.9	0.8	1.9
	5	SOT-23-5	2.8	2.9	1.3	0.95
	6	SOT-23-6	2.8	2.9	1.35	0.95
	6	SOT-23-6W	2.8	2.9	1.3	0.95
	8	8-Pin SOP (JEDEC)	6.0	5.02	1.75	1.27
	8	8-Pin TSSOP	6.4	3.0	1.1	0.65
	8	8-Pin TSSOP	6.4	3.0	1.1	0.65
	16	16-Pin TSSOP	6.4	5.1	1.1	0.65
	20	20-Pin TSSOP	6.4	6.5	1.2	0.65
	24	24-Pin SSOP	7.6	7.9	1.4	0.65
	8	TMSOP-8	4.0	2.9	0.8	0.65
	8	HTMSOP-8	4.0	2.9	0.8	0.65
	16	HTSSOP-16	6.4	5.12	1.1	0.65
	6	HSOP-6	6.0	5.02	1.75	1.91
	8	HSOP-8A	6.0	5.02	1.68	1.27
	8	HSOP-8A	6.0	5.02	1.65	1.27
	8	HSOP-8Q	6.0	5.02	1.68	1.27
	5	TO-252-5S(A)	6.5	6.5	1.4	1.27
	9	TO-252-9S	6.5	6.5	1.4	0.65

Package Type	Pin Count	Package Name	Package Size (mm)			Pitch (mm)
			H _E	D	A (max.)	C
Non-lead type	6	6-Pin HSON(A)	3.0	2.9	0.9	0.95
	6	SON-6C	2.55	1.56	0.65	0.5
	4	SNT-4A	1.6	1.2	0.5	0.65
	6	SNT-6A SNT-6A(H)	1.8	1.57	0.5	0.5
	8	SNT-8A	2.46	1.97	0.5	0.5
	4	HSNT-4(0808)	0.8	0.8	0.4	0.4
	4	HSNT-4(0808)B	0.8	0.8	0.41	0.4
	4	HSNT-4(1010)	1.0	1.0	0.4	0.65
	4	HSNT-4(1010)B	1.0	1.0	0.41	0.65
	6	HSNT-6A	2.46	1.96	0.5	0.5
	6	HSNT-6(1212)	1.2	1.2	0.4	0.4
	6	HSNT-6D (HSNT-6(1618))	1.8	1.6	0.4	0.5
	6	HSNT-6(2025)	2.46	1.96	0.5	0.5
	8	HSNT-8(1616)	1.6	1.6	0.4	0.4
	8	HSNT-8(2030)	3.0	2.0	0.5	0.5
	6	DFN-6(1414)A	1.4	1.4	0.6	0.5
	6	DFN-6(1518)A	1.8	1.5	0.33	0.5
	8	DFN-8(1616)A	1.6	1.6	0.6	0.4
	8	DFN-8(2030)	3.0	2.0	0.5	0.5
	8	DFN-8(2030)A	3.0	2.0	0.6	0.5
	8	DFN-8(2030)B	3.0	2.0	0.8	0.5

Remark Please contact our sales representatives regarding WLP package products.



- The information herein is subject to change without notice.
- Neither reproduction, duplication nor unauthorized use of this catalog in whole or part is allowed without the prior written approval of ABLIC Inc.
- The colors of the products reproduced herein (“Products”) may be different from the actual colors. Check colors on actual products before using the Products.
- Circuits and respective application methods described herein are for reference only. ABLIC Inc. shall not be liable for any damages or losses resulting from any claim by third parties that any Products or application methods described herein infringe any right intellectual property right. All intellectual property rights with respect to the Products belong exclusively to ABLIC Inc. ABLIC Inc. does not grant users of the Products any right or license to the Products hereunder.
- When Products include Strategic Products (or Services) stipulated in the Foreign Exchange and Trade Control Law, they shall not be exported without permission of governmental authorities.
- The Products cannot be used as part of any device or equipment which influences the human body or requires a significantly high reliability, such as physical exercise equipment, medical equipment, disaster prevention equipment, gas related equipment, vehicles, in-vehicle equipment, aviation equipment, aerospace equipment, and nuclear-related equipment.
- The products described herein are not designed to be radiation-proof.
- Although ABLIC Inc. exerts the greatest possible effort to ensure high quality and reliability, the failure or malfunction of semiconductor products may occur. The user of these products should therefore give thorough consideration to safety design, including redundancy, fire-prevention measures, and malfunction prevention, to prevent any accidents, fires, or community damage that may ensue.



Smaller footprint. Energy efficiency. Safe, reliable, dependable.

ABLIC world class watch manufacturing yielded ultra low current consumption, low voltage operation, and super-small package technology for ABLIC's solutions.

Fine craftsmanship delivering the highest quality and reliability semiconductor products meeting and exceeding industry standards for automotive, consumer, and other demanding applications. ABLIC's solutions - moving technology forward.



ABLIC Inc.

www.ablic.com


Contact us

www.ablic.com/en/semicon/sales



Released in March 2023

ABLIC Inc. is a group company of MinebeaMitsumi Inc.



(Specifications are subject to change without notice.)